








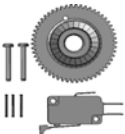
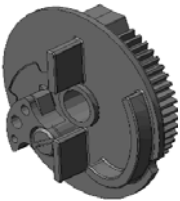




































Fleck<sup>®</sup>  
Accessories Guide



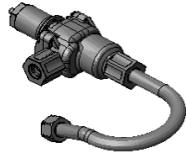



















| Part No   | Description   |   |
|---|---|---|
|    | <b>Air Checks</b>   |    |
|   | <b>Commercial</b>   |   |
| 60009-00  | AIR CHECK,#900,COMMERCIAL, 5-FOOT TUBE, LESS FITTINGS                         |   |
|   | <b>Commercial Hot Water</b>   |   |
| 60009-01  | AIR CHECK,#900,COMMERCIAL,HW, 70-INCH TUBE, LESS FITTINGS                     |   |
| #900 Air Check  |   | #900 Air Check  |
|    | <b>Residential</b>  |    |
| 60002-27  | AIR CHECK,#500,27" LONG TUBE  |   |
| 60002-34  | AIR CHECK,#500,34" LONG TUBE  |   |
| 60002-36  | AIR CHECK,#500,36" LONG TUBE  |   |
| 60002-48  | AIR CHECK,#500,48" LONG TUBE  |   |
| #500 Air Check  |   | #500 Air Check  |
|   | <b>Residential Hot Water</b>  |   |
| 60003-34  | AIR CHECK,#500,HW,34" TUBE WAS 60003  |   |
|   | <b>Air Checks Fittings</b>  |   |
|    | <b>Commercial</b>   |    |
| 18603   | 18602 FITTING ASSY,900 AIR CHECK, 1700 BRINE                                  | 18602   |
|   | 18603 FITTING ASSY,900 AIR CHECK 2350   |   |
|   | 60006-02 FITTINGS,AIR CHECK,COMM. 1800 BRINE W/O 2350                         |   |
|  | <b>Residential</b>  |  |
| 12794   | 12338 FITTING,ELBOW,90 DEG. 1/2 WHITE   | 12338   |
|   | 12794 FITTING,ELBOW,90 DEG. 3/8,WHITE,POLY TUBE                               |   |
|   | 12794-10 FITTING,ELBOW,90 DEG. 3/8 BLACK,POLY TUBE                            |   |
|  | <b>Auxillary Switch Kits</b>  |  |
| 60320-03  | 60320-02 Switch Assy, 3200/9000 Timer Auxillary                               | 60320-02  |
|   | 60320-03 Switch Assy, 5600 Auxillary  |   |
|   | 60320-07 Switch Assy, 1500, 2510, 2750, 2850, 7000 Aux w/ Self Tapping Screws |   |
|   | 60320-08 Switch Assy, 2900 for lower drive (Adding a third switch)            |   |
|   | 60320-10 Switch Assy, 9000/9100/9500 White Drive Cam (Adding a third switch)  |   |
|   | 60320-11 Switch Assy, 2900 for lower drive (Adding a second switch)           |   |
|   | 60320-12 Switch Assy, 1500, 2510, 2750 & 2850 SPG Drive Motor                 |   |

| Part No   | Description   |   |
|---|---|---|
| <b>Brine Cams</b>   |   |   |
| <b>5600</b>   |   |   |
|    | 60514 BRINE CAM ASSY,5600,3-16                                  |    |
|   | 60514-00 BRINE CAM ASSY,5600, LESS SALT LABEL                   |   |
|   | 60514-01 BRINE CAM ASSY,5600,6-32                               |   |
|   | 60514-02 BRINE CAM ASSY,5600,MINUTE                             |   |
|   | 60514-03 BRINE CAM ASSY,5600,3-14KG                             |   |
|   | 60514-04 BRINE CAM ASSY,5600,1.5-7KG                            |   |
|   | 60514-05 BRINE CAM ASSY,5600,1.5-8                              |   |
|   | 60515 BRINE FIRST CAM ASSY,5600,3-16                            |   |
|   | 60515-01 BRINE FIRST CAM ASSY,5600,6-32                         |   |
| <b>56SXT, 6700</b>  |   |   |
|    | 18722 CAM,BRINE VALVE,56SXT/6700,BLK, UPFLOW/DOWNFLOW           |    |
| <b>1500, 2510, 2750, 2850, 2850S 2900, 2900S</b>                                    |   |   |
|    | 12777 CAM,SHUT-OFF VALVE  |    |
|   | <b>2750, 2900, 2900S UPFLOW</b>                                 |   |
|   | 19887 CAM,BRINE,2750 U/F,STD, BRINE DRAW FIRST                  |   |
|   | 19749 CAM,BRINE,2750, 2900, 2900S U/F,VARIABLE,BRINE FILL FIRST |   |
|   | 12472 CAM ASSY,TRI-STACK, SVO, AFTER RAPID RINSE                |   |
|   | 15770 CAM ASSY, TRI-STACK , SVO, AFTER BRINE FILL               |   |
| <b>ProFloSXT</b>  |   |   |
|  | 18228 CAM,BRINE VALVE, ProFloSXT                                |   |
|   | 18252 CAM,BRINE VALVE,UPFLOW                                    |   |
| <b>7000</b>   |   |   |
|   | 40704 CAM,BRINE,DOWNFLOW,7000                                   |  |
|   | 41498 CAM,BRINE FILL FIRST,DOWNFLOW,7000                        |   |
|   | 40977 CAM,AUX SWITCH,FILTER                                     |   |
| <b>3150, 3900</b>   |   |   |
|  | 16494-03 CAM ASSY,3150/3900, SIGNAL AFTER BRINE REFILL, BLACK   |   |
|   | 16494-05 CAM ASSY,3150/3900, SIGNAL AFTER RAPID RINSE, BLACK    |   |
|   | 16494-04 CAM ASSY,3150/3900,U/F, SIGNAL AFTER BRINE FILL, GRAY  |   |
|   | 16494-06 CAM ASSY,3150/3900,U/F, SIGNAL AFTER RAPID RINSE, GRAY |   |
| <b>Brine Line Flow Control (Commercial)</b>   |   |   |
| <b>1" B.L.F.C. 3150, 3900</b>   |   |   |
|  | 60710-2.0 BLFC,1"F X 1"M,NPT,2.0 GPM BRASS (6 lbs NaCl/min)     |  |
|   | 60710-4.0 BLFC,1"F X 1"M,NPT,4.0 GPM BRASS (12 lbs NaCl/min)    |   |
|   | 60710-5.0 BLFC,1"F X 1"M,NPT,5.0 GPM BRASS (15 lbs NaCl/min)    |   |
|   | 60710-10 BLFC,1"F X 1"M,NPT,10 GPM BRASS (30 lbs NaCl/min)      |   |
|   | 60710-15 BLFC,1"F X 1"M,NPT,15 GPM BRASS (45 lbs NaCl/min)      |   |
|   | 60710-20 BLFC,1"F X 1"M,NPT,20 GPM BRASS (60 lbs NaCl/min)      |   |



| Part No   | Description  |   |
|---|--|---|
| <b>Brine Line Flow Controls (Residential)</b>   |  |   |
|      | <b>1600</b><br>60022-12<br>60022-25<br>60022-50<br>60022-100   | <b>4650, 5600, 5600SXT, 6700, 9000, 9100, ProFloSE</b><br>BLFC, .125 GPM, 5000/5600/9000 (0.375 lbs NaCl/min)<br>BLFC, .25 GPM, 5000/5600/9000 (0.75 lbs NaCl/min)<br>BLFC, .50 GPM, 5000/5600/9000 (1.5 lbs NaCl/min)<br>BLFC, 1.0 GPM, 5000/5600/9000 (3 lbs NaCl/min)                                  |
|      | <b>1600</b><br>60020-25<br>60020-50<br>60020-100   | <b>1500, 2510, 2750, 2850, 2850S, 2900, 2900S, 9500</b><br>BLFC, .25 GPM, 1600 (0.75 lbs NaCl/min)<br>BLFC, .50 GPM, 1600 (1.5 lbs NaCl/min)<br>BLFC, 1.0 GPM, 1600 (3 lbs NaCl/min)  |
|      | <b>1650</b><br>60010-25<br>60010-50<br>60010-100   | <b>1500, 2510, 2750, 2850, 2850S, 2900, 2900S</b><br>BLFC, 1650, .25 GPM, PLASTIC (0.75 lbs NaCl/min)<br>BLFC, 1650, .50 GPM, PLASTIC (1.5 lbs NaCl/min)<br>BLFC, 1650, 1.0 GPM, PLASTIC (3 lbs NaCl/min)   |
|     | 61450-00<br>61450-12<br>61450-25<br>61450-50<br>61450-100<br>61451-00<br>61451-12<br>61451-25<br>61451-50<br>61451-100 | <b>7000</b><br>BLFC, 3/8", BLANK, 7000<br>BLFC, 3/8", 0.125GPM, 7000<br>BLFC, 3/8", 0.25GPM, 7000<br>BLFC, 3/8", 0.50GPM, 7000<br>BLFC, 3/8", 1.0GPM, 7000<br>BLFC, 1/2", BLANK, 7000<br>BLFC, 1/2", 0.125GPM, 7000<br>BLFC, 1/2", 0.25GPM, 7000<br>BLFC, 1/2", 0.50GPM, 7000<br>BLFC, 1/2", 1.0GPM, 7000 |
| <b>Brine Valve Assemblies</b>   |  |   |
|    | <b>1600</b><br>60029<br>60029-010<br>60029-020<br>60029-030  | <b>1500, 2510, 2750, 2850, 2850S, 2900, 2900S</b><br>BRINE VALVE, 1600, SHORT STEM LESS BLFC<br>BRINE VALVE, 1600, SHORT STEM .25GPM<br>BRINE VALVE, 1600, SHORT STEM .50GPM<br>BRINE VALVE, 1600, SHORT STEM 1.0GPM  |
|    | <b>1600</b><br>60032<br>60032-001  | <b>4650, 5600, 6600, 6700, ProFloSE</b><br>BRINE VALVE, 4600/5600<br>BRINE VALVE, 4650, HOT WATER   |
|    | <b>1600</b><br>60350<br>60350-01   | <b>9000, 9100, TwinFlo100e</b><br>BRINE VALVE ASSY, 9000<br>BRINE VALVE ASSY, 9000, HOT WATER   |
|    | <b>1600</b><br>60037<br>60037-620<br>60037-630<br>60037HW  | <b>9500</b><br>BRINE VALVE, 9500/1600<br>BRINE VALVE, 9500/1600, 0.5GPM<br>BRINE VALVE, 9500/1600, 1.0GPM<br>BRINE VALVE, 9500/1600, HW   |
|    | 60022-XX   |   |
|    | 60020-XX   |   |
|    | 60010-XX   |   |
|   | 61451-XX   |   |
|  | 60029  |   |
|  | 60032  |   |
|  | 60350  |   |
|  | 60037  |   |

| Part No   | Description   |   |
|---|---|---|
|      | <b>1650</b>   | <b>1500, 2510, 2750, 2850, 2850S, 2900, 2900S</b> |
| 60011   | BRINE VALVE,1650,LESS BLFC                                    |   |
| 60011-010   | BRINE VALVE,1650,SHORT STEM .25GPM                            | LESS TUBE   |
| 60011-020   | BRINE VALVE,1650,SHORT STEM .50GPM                            | LESS TUBE   |
| 60011-030   | BRINE VALVE,1650,SHORT STEM 1.0GPM                            | LESS TUBE   |
| 60011-090   | BRINE VALVE,1650,SHORT STEM BLANK                             | LESS TUBE   |
| 60011-XXX   |   |   |
|      | <b>1700</b>   | <b>2750, 2850, 2850S, 2900, 2900S</b>             |
| 60034-00  | BRINE VALVE,1700,BLANK  |   |
| 60034-10  | BRINE VALVE,1700,1.0GPM                                       |   |
| 60034-12  | BRINE VALVE,1700,1.2GPM                                       |   |
| 60034-15  | BRINE VALVE,1700,1.5GPM                                       |   |
| 60034-20  | BRINE VALVE,1700,2.0GPM                                       |   |
| 60034-24  | BRINE VALVE,1700,2.4GPM                                       |   |
| 60034-30  | BRINE VALVE,1700,3.0GPM                                       |   |
| 60034-40  | BRINE VALVE,1700,4.0GPM                                       |   |
| 60034-50  | BRINE VALVE,1700,5.0GPM                                       |   |
| 60034-XX  |   |   |
|     | <b>1700</b>   | <b>9500</b>                                       |
| 60039-00  | BRINE VALVE,1700/9500,BLANK                                   |   |
| 60039-10  | BRINE VALVE,1700/9500,1.0GPM                                  |   |
| 60039-12  | BRINE VALVE,1700/9500,1.2GPM                                  |   |
| 60039-15  | BRINE VALVE,1700/9500,1.5GPM                                  |   |
| 60039-20  | BRINE VALVE,1700/9500,2.0GPM                                  |   |
| 60039-24  | BRINE VALVE,1700/9500,2.4GPM                                  |   |
| 60039-30  | BRINE VALVE,1700/9500,3.0GPM                                  |   |
| 60039-50  | BRINE VALVE,1700/9500,5.0GPM                                  |   |
| 60039-XX  |   |   |
|    | <b>1710</b>   | <b>2750, 2900 UPFLOW</b>                          |
| 60603-00  | BRINE VALVE,1710,2750/2900 (NOT 2900S), Plastic, Blank, U/F   |   |
| 60603-10  | BRINE VALVE,1710,2750/2900 (NOT 2900S), Plastic, 1.0 GPM, U/F |   |
| 60603-12  | BRINE VALVE,1710,2750/2900 (NOT 2900S), Plastic, 1.2 GPM, U/F |   |
| 60603-15  | BRINE VALVE,1710,2750/2900 (NOT 2900S), Plastic, 1.5 GPM, U/F |   |
| 60603-20  | BRINE VALVE,1710,2750/2900 (NOT 2900S), Plastic, 2.0 GPM, U/F |   |
| 60603-24  | BRINE VALVE,1710,2750/2900 (NOT 2900S), Plastic, 2.4 GPM, U/F |   |
| 60603-30  | BRINE VALVE,1710,2750/2900 (NOT 2900S), Plastic, 3.0 GPM, U/F |   |
| 60603-40  | BRINE VALVE,1710,2750/2900 (NOT 2900S), Plastic, 4.0 GPM, U/F |   |
| 60603-50  | BRINE VALVE,1710,2750/2900 (NOT 2900S), Plastic, 5.0 GPM, U/F |   |
| 60603-60  | BRINE VALVE,1710,2750/2900 (NOT 2900S), Plastic, 6.0 GPM, U/F |   |
| 60603-70  | BRINE VALVE,1710,2750/2900 (NOT 2900S), Plastic, 7.0 GPM, U/F |   |
| 60603-XX  |   |   |
|    |   |   |
| 60011-XXX   |   |   |
|    |   |   |
| 60034-XX  |   |   |
|   |   |   |
| 60039-XX  |   |   |
|  |   |   |
| 60603-XX  |   |   |






| Part No   | Description   |   |
|---|---|---|
|    | <b>1710</b><br><b>2750, 2900 DOWNFLOW</b>                               |    |
| 60605-00  | BRINE VALVE,1710,2750/2900 (NOT 2900S), Plastic, Blank                  |   |
| 60605-10  | BRINE VALVE,1710,2750/2900 (NOT 2900S), Plastic, 1.0 GPM                |   |
| 60605-12  | BRINE VALVE,1710,2750/2900 (NOT 2900S), Plastic, 1.2 GPM                |   |
| 60605-15  | BRINE VALVE,1710,2750/2900 (NOT 2900S), Plastic, 1.5 GPM                |   |
| 60605-20  | BRINE VALVE,1710,2750/2900 (NOT 2900S), Plastic, 2.0 GPM                |   |
| 60605-24  | BRINE VALVE,1710,2750/2900 (NOT 2900S), Plastic, 2.4 GPM                |   |
| 60605-30  | BRINE VALVE,1710,2750/2900 (NOT 2900S), Plastic, 3.0 GPM                |   |
| 60605-40  | BRINE VALVE,1710,2750/2900 (NOT 2900S), Plastic, 4.0 GPM                |   |
| 60605-50  | BRINE VALVE,1710,2750/2900 (NOT 2900S), Plastic, 5.0 GPM                |   |
| 60605-60  | BRINE VALVE,1710,2750/2900 (NOT 2900S), Plastic, 6.0 GPM                |   |
| 60605-70  | BRINE VALVE,1710,2750/2900 (NOT 2900S), Plastic, 7.0 GPM                |   |
|    | <b>1710</b><br><b>2850 HWBP, 2850S HWBP, 2750 NHWP, 2900S Down Flow</b> |    |
| 60604-00  | BRINE VALVE,1710,2850HWB, 2750 NHWB,2900S DOWNFLOW                      |   |
| 60604-10  | BRINE VALVE,1710,2850 HWB, 1.0 GPM 2750 NHWB,2900S DF                   |   |
| 60604-12  | BRINE VALVE,1710,2850 HWB, 1.2 GPM 2750 NHWB,2900S DF                   |   |
| 60604-15  | BRINE VALVE,1710,2850 HWB, 1.5 GPM 2750 NHWB,2900S DF                   |   |
| 60604-20  | BRINE VALVE,1710,2850 HWB, 2.0 GPM 2750 NHWB,2900S DF                   |   |
| 60604-24  | BRINE VALVE,1710,2850 HWB, 2.4 GPM 2750 NHWB,2900S DF                   |   |
| 60604-30  | BRINE VALVE,1710,2850 HWB, 3.0 GPM 2750 NHWB,2900S DF                   |   |
| 60604-40  | BRINE VALVE,1710,2850 HWB, 4.0 GPM 2750 NHWB,2900S DF                   |   |
| 60604-50  | BRINE VALVE,1710,2850 HWB, 5.0 GPM 2750 NHWB,2900S DF                   |   |
| 60604-60  | BRINE VALVE,1710,2850 HWB, 6.0 GPM 2750 NHWB,2900S DF                   |   |
| 60604-70  | BRINE VALVE,1710,2850 HWB, 7.0 GPM 2750 NHWB,2900S DF                   |   |
|  | <b>1710</b><br><b>2850 NHWP, 2850S NHWP</b>                             |  |
| 60602-00  | BRINE VALVE,1710,2850,PLASTIC, BLANK,NHWBP                              |   |
| 60602-10  | BRINE VALVE,1710,2850,PLASTIC, 1.0 GPM,NHWBP                            |   |
| 60602-12  | BRINE VALVE,1710,2850,PLASTIC, 1.2 GPM,NHWBP                            |   |
| 60602-15  | BRINE VALVE,1710,2850,PLASTIC, 1.5 GPM,NHWBP                            |   |
| 60602-20  | BRINE VALVE,1710,2850,PLASTIC, 2.0 GPM,NHWBP                            |   |
| 60602-24  | BRINE VALVE,1710,2850,PLASTIC, 2.4 GPM,NHWBP                            |   |
| 60602-30  | BRINE VALVE,1710,2850,PLASTIC, 3.0 GPM,NHWBP                            |   |
| 60602-40  | BRINE VALVE,1710,2850,PLASTIC, 4.0 GPM,NHWBP                            |   |
| 60602-50  | BRINE VALVE,1710,2850,PLASTIC, 5.0 GPM,NHWBP                            |   |
|  | <b>1710</b><br><b>2900S UPFLOW</b>                                      |  |
| 60601-00  | BRINE VALVE,1710,2900S (NOT 2900), PLASTIC,BLANK,U/F                    |   |
| 60601-10  | BRINE VALVE,1710,2900S (NOT 2900), PLASTIC, PLASTIC,1.0 GPM, U/F        |   |
| 60601-12  | BRINE VALVE,1710,2900S (NOT 2900), PLASTIC, PLASTIC,1.2 GPM, U/F        |   |
| 60601-15  | BRINE VALVE,1710,2900S (NOT 2900), PLASTIC, PLASTIC,1.5 GPM, U/F        |   |
| 60601-20  | BRINE VALVE,1710,2900S (NOT 2900), PLASTIC, PLASTIC, 2.0 GPM, U/F       |   |
| 60601-24  | BRINE VALVE,1710,2900S (NOT 2900), PLASTIC, PLASTIC, 2.4 GPM, U/F       |   |
| 60601-30  | BRINE VALVE,1710,2900S (NOT 2900), PLASTIC, PLASTIC, 3.0 GPM, U/F       |   |
| 60601-40  | BRINE VALVE,1710,2900S (NOT 2900), PLASTIC, PLASTIC, 4.0 GPM, U/F       |   |
| 60601-50  | BRINE VALVE,1710,2900S (NOT 2900), PLASTIC, PLASTIC, 5.0 GPM, U/F       |   |







| Part No   | Description  |   |
|---|--|---|
|  <p>60606-00<br/>60606-10<br/>60606-12<br/>60606-15<br/>60606-20<br/>60606-24<br/>60606-30<br/>60606-40<br/>60606-60<br/>60606-70<br/>60606-50</p> <p>60606-XX</p> | <p><b>1710</b></p> <p><b>9500</b></p> <p>BRINE VALVE,1710,9500,PLASTIC, BLANK<br/>BRINE VALVE,1710,9500,PLASTIC, 1.0 GPM<br/>BRINE VALVE,1710,9500,PLASTIC, 1.2 GPM<br/>BRINE VALVE,1710,9500,PLASTIC, 1.5 GPM<br/>BRINE VALVE,1710,9500,PLASTIC, 2.0 GPM<br/>BRINE VALVE,1710,9500,PLASTIC, 2.4 GPM<br/>BRINE VALVE,1710,9500,PLASTIC, 3.0 GPM<br/>BRINE VALVE,1710,9500,PLASTIC, 4.0 GPM<br/>BRINE VALVE,1710,9500,PLASTIC, 6.0 GPM<br/>BRINE VALVE,1710,9500,PLASTIC, 7.0 GPM<br/>BRINE VALVE,1710,9500,PLASTIC, 5.0GPM</p> |  <p>60606-XX</p>   |
|  <p>60276-01</p>   | <p><b>1800</b></p> <p><b>3150, 3900</b></p> <p>BRINE VALVE,1800,DESIGN 3<br/>BRINE VALVE,1800,RETROFIT KIT DESIGN #2 TO DESIGN #3</p>  |  <p>60036-02</p>   |
| <p><b>By-Passes</b></p>   |  |   |
|  <p>60049</p>   | <p><b>Plastic</b></p> <p><b>2510, 4650, 5600, 5600SE, 6700, 9000, 9100, ProFloSE</b></p> <p>60049 BYPASS,PLASTIC ASSY</p>  |  <p>60049</p>     |
|  <p>60040SS</p>  | <p><b>S.S.</b></p> <p><b>2510, 4650, 5600, 5600SE, 6700, 9000, 9100, ProFloSE</b></p> <p>60040SS BYPASS VALVE,5600,3/4" NPT, S.S. HOT AND COLD WATER<br/>60040-01SS BYPASS VALVE,5600,3/4" NPT,SS,REVERSE MOUNT, HOT AND COLD WATER<br/>60041SS BYPASS VALVE,5600,1" NPT, S.S. HOT AND COLD WATER<br/>60041-01SS BYPASS VALVE,5600,1" NPT,SS,REVERSE MOUNT, HOT AND COLD WATER</p>   |  <p>60040SS</p>  |
|  <p>60040-10<br/>60041-10</p>  | <p><b>BSP - Brass</b></p> <p>60040-10 BYPASS VALVE,5600,3/4",BSP, HOT AND COLD WATER<br/>60041-10 BYPASS VALVE,5600,1" BSP, HOT AND COLD WATER</p>   |   |
|  <p>40569-01<br/>61462</p> <p>41891</p>  | <p><b>Plastic</b></p> <p><b>7000</b></p> <p>40569-01 BY-PASS ASSEMBLY,7000,W/CLIPS<br/>61462 BY-PASS SERVICE KIT,7000 (Includes all internal parts to repair 7000 bypass)</p> <p><b>Bypass Wrench - Used on 60049 Plastic Bypass</b></p> <p>41891 TOOL,WRENCH,PLASTIC BYPASS</p>   |  <p>40569-01</p> |
|  <p>40576</p>  | <p><b>Clip</b></p> <p><b>Used with 7000, Plastic DLFC, Plastic Turbine Meters</b></p> <p>40576 CLIP,H,RED PLASTIC,7000</p>   |   |









| Part No   | Description  |
|---|--|
| <b>Collector (Top)</b>  |  |
| <b>5600, 5600SE, 6700</b>   |  |
| 18818   | COLLECTOR, TOP,13/16 GRAY,BAYONET                  |
| 18818-01  | COLLECTOR, TOP,13/16 X.020 WIDE SLOT,WHITE,BAYONET |
| 18818-02  | COLLECTOR, TOP,13/16 X.008 NARROW SLOT,RED,BAYONET |
| 18818-10  | COLLECTOR, TOP,13/16 X.011 HW,STD,BAYONET          |
| 18818-12  | COLLECTOR, TOP,13/16 X.008 NARROW SLOT,RED,BAYONET |
|      |  |
| 13700   |  |
| <b>4650, 2750, 9000</b>   |  |
| 13700   | COLLECTOR, TOP,1" GRAY                             |
| 13700-01  | COLLECTOR, TOP,1" WHITE WIDE SLOT                  |
| 13700-02  | COLLECTOR, TOP,1" RED NARROW SLOT                  |
| 13700-10  | COLLECTOR, TOP,1",HOT WATER                        |
| 13700-11  | COLLECTOR, TOP,1",HOT WATER WIDE SLOT              |
| 13700-12  | COLLECTOR, TOP,1",HOT WATER*DNR NARROW SLOT        |
| <b>2510, 5600, 5600SE, 6700, 9100, ProFloSE</b>                                       |  |
| 18280   | COLLECTOR, TOP,1" X .011,GRAY BAYONET              |
| 18280-01  | COLLECTOR, TOP,1" X .020,WHITE WIDE SLOT,BAYONET   |
| 18280-02  | COLLECTOR, TOP,1" X .008,RED NARROW SLOT,BAYONET   |
|    |  |
| 18818   |  |
|    |  |
| 18280   |  |
| <b>Connectors</b>   |  |
| <b>Used with 7000, Plastic DLFC, Plastic Turbine Meters</b>                           |  |
| <i>All connector assemblies include one connector and one oring</i>                   |  |
| 42414-11  | CONNECTOR ASSY,3/4"BSP, PLASTIC                    |
| 42414-01  | CONNECTOR ASSY,3/4"NPT, PLASTIC                    |
| 61626   | CONNECTOR ASSY, 3/4"& 1" SWEAT                     |
| 61561-10  | CONNECTOR, ASSY, 1" BSP, BRASS                     |
| 40563-11  | CONNECTOR, ASSY, 1" BSP, PLASTIC                   |
| 61561   | CONNECTOR, ASSY, 1" NPT, BRASS                     |
| 40563-01  | CONNECTOR, ASSY, 1" NPT, PLASTIC                   |
| 40565-11  | CONNECTOR ASSY,1 1/4"BSP, PLASTIC                  |
| 40565-01  | CONNECTOR ASSY,1 1/4"NPT, PLASTIC                  |
| 61562-10  | CONNECTOR, ASSY, 1 1/2" BSP, BRASS                 |
| 42241-11  | CONNECTOR, ASSY, 1 1/2" BSP, PLASTIC               |
| 61562   | CONNECTOR ASSY,1 1/2"NPT, BRASS                    |
| 42241-01  | CONNECTOR ASSY,1 1/2"NPT, PLASTIC                  |
| 41242-01  | CONNECTOR, ASSY, 1" & 1 1/4", SWEAT                |
| 41243-01  | CONNECTOR ASSY,1 1/4&1 1/2", SWEAT                 |
|    |  |
| 61561   |  |
|    |  |
| 41242-01  |  |
|  |  |
| 40563-01  |  |



| Part No   | Description  |   |
|---|--|---|
| <b>Covers</b>   |  |   |
|    | <b>Environmental</b>   | <b>1500, 2510, 2750, 2850, 2850S, 2900, 3150, 3900</b>              |
| 60219-02  | COVER ASSY,ENVIRONMENTAL,BLACKW/CLEAR WINDOW                   |   |
| 60219-07  | COVER ASSY,ENVIRONMENTAL,BLUEW/CLEAR WINDOW                    |   |
| 60240-02  | COVER ASSY,3150/3900,ENV,BLACK, 3150/3900 UPPER, CLEAR WINDOW  |   |
| 60219-XX  | 60240-22   | COVER ASSY,3900,LOWER,ENV, BLACK                                    |
|    | 60240-32   | COVER ASSY,3150,ENV, BLACK W/BLACK WINDOW                           |
| 60217-XX  | 60216-02   | COVER ASSY,REMOTE,BLACK,ENV   |
|   | 60217-02   | COVER ASSY,2900,LOWER, BLACK,ENVIROMENTAL                           |
|   | 60217-07   | COVER ASSY,2900,LOWER, BLUE,ENVIROMENTAL                            |
|   | <b>Environmental (Systemax) 2750, 2850, 2850S, 2900, 2900S</b> |   |
|   | 60219-12   | COVER ASSY,ENVIRONMENTAL,BLACKW/BLACK WINDOW                        |
|   | 60219-17   | COVER ASSY,ENVIRONMENTAL,BLUEW/BLACK WINDOW                         |
|   | <b>Dust</b>  | <b>5600 "Standard" Backplates</b>                                   |
|   | 13753-02   | COVER,5600 BLACK  |
|    | 13753-03   | COVER,5600 BEIGE  |
| 13753-XX  | 13753-37   | COVER,5600 BLUE   |
|   | 42345-00   | COVER,5600,MECHANICAL,BLACK   |
|   | 42345-01   | COVER,5600,MECHANICAL,GRAY  |
|   | 42345-02   | COVER,5600,MECHANICAL,BLUE  |
|   | 42345-03   | COVER,5600,MECHANICAL, TRANSPARENT SMOKE                            |
|   | 42345-04   | COVER,5600,MECHANICAL, TRANSPARENT BLUE                             |
|   | <b>Designer</b>  | <b>5600 "L" Backplates</b>  |
|   | 60226-00   | COVER,5600,DESIGNER I Balsa/Balsa                                   |
|   | 60226-11   | COVER,5600,DESIGNER I BLACK/BLACK                                   |
|   | 60226-13   | COVER,5600,DESIGNER I BLACK/GRAY                                    |
|  | 60226-21   | COVER,5600,DESIGNER I BLUE/BLACK                                    |
| 60226-XX  | 60226-22   | COVER,5600,DESIGNER I BLUE/BLUE                                     |
|   | 60226-31   | COVER,5600,DESIGNER I GRAY/BLACK                                    |
|   | 60226-44   | COVER,5600,DESIGNER I, GREEN  |
|   | 60243-01   | COVER,5600,DESIGNER II, BLACK                                       |
|   | 60244-12   | COVER,5600,DESIGNER III, BLACK, W/FRNT OPNING, SMKE INSERT          |
|   | <b>Designer</b>  | <b>1500, 2510, 2750, 2850, 2850S, 2900, 2900S, 9000, 9100, 9500</b> |
|   | 60232-010  | COVER,DESIGNER,BALSA/BLK  |
|   | 60232-11   | COVER,DESIGNER,BLACK/BLACK W/TINNERMAN NUTS                         |
|   | 60232-100  | COVER,DESIGNER,BLACK/BALSA  |
|  | 60232-110  | COVER,DESIGNER,1 PC. BLACK  |
| 60232-XXX   | 60232-130  | COVER,DESIGNER,BLACK/GRAY   |
|   | 60232-220  | COVER,DESIGNER,BLUE/BLUE  |
|   | 60232-310  | COVER,DESIGNER,GRAY/BLACK   |
|   | 14800-02   | COVER,DUST,LOWER,2900,BLACK   |
|   | <b>Designer (Window) 9000, 9100, 9500</b>                      |   |
|   | 60232-112  | COVER,DESIGNER,1 PC. BLACK W/LEFT WINDOW                            |

| Part No   | Description             |
|---|-------------------------|
| <b>Drain Line Flow Control</b>  |                         |
| <b>1500 - Hot Water</b>   |                         |
| 60704-00  | DLFC,BRASS,BLANK        |
| 60704-06  | DLFC,BRASS .60 GPM      |
| 60704-08  | DLFC,BRASS .80 GPM      |
| 60704-10  | DLFC,BRASS 1.0 GPM      |
| 60704-12  | DLFC,BRASS 1.2 GPM      |
| 60704-13  | DLFC,BRASS 1.3 GPM      |
| 60704-15  | DLFC,BRASS 1.5 GPM      |
| 60704-17  | DLFC,BRASS 1.7 GPM      |
| 60704-20  | DLFC,BRASS 2.0 GPM      |
| 60704-24  | DLFC,BRASS 2.4 GPM      |
| 60704-30  | DLFC,BRASS 3.0 GPM      |
| 60704-35  | DLFC,BRASS 3.5 GPM      |
| 60704-40  | DLFC,BRASS 4.0 GPM      |
| 60704-45  | DLFC,BRASS 4.5 GPM      |
| 60704-50  | DLFC,BRASS 5.0 GPM      |
| 60704-60  | DLFC,BRASS 6.0 GPM      |
| 60704-70  | DLFC,BRASS 7.0 GPM      |
|      |                         |
| 60704-XX  |                         |
|    |                         |
|   | 60704-XX                |
| <b>1500, 2510, 5000 &amp; 8500</b>  |                         |
| 60705-00  | DLFC,PLASTIC,BLANK      |
| 60705-06  | DLFC,PLASTIC .60 GPM    |
| 60705-08  | DLFC,PLASTIC .80 GPM    |
| 60705-10  | DLFC,PLASTIC 1.0 GPM    |
| 60705-12  | DLFC,PLASTIC 1.2 GPM    |
| 60705-13  | DLFC,PLASTIC 1.3 GPM    |
| 60705-15  | DLFC,PLASTIC 1.5 GPM    |
| 60705-17  | DLFC,PLASTIC 1.7 GPM    |
| 60705-20  | DLFC,PLASTIC,2.0 GPM    |
| 60705-24  | DLFC,PLASTIC 2.4 GPM    |
| 60705-30  | DLFC,PLASTIC 3.0 GPM    |
| 60705-35  | DLFC,PLASTIC 3.5 GPM    |
| 60705-40  | DLFC,PLASTIC 4.0 GPM    |
| 60705-45  | DLFC,PLASTIC 4.5 GPM    |
| 60705-50  | DLFC,PLASTIC 5.0 GPM    |
| 60705-60  | DLFC,PLASTIC 6.0 GPM    |
| 60705-70  | DLFC,PLASTIC 7.0 GPM    |
|     |                         |
| 60705-XX  |                         |
|   |                         |
|   | 60705-XX                |
| <b>2510 &amp; 5000</b>  |                         |
| 60706-8.0   | DLFC,QC X 3/4"F,8.0 GPM |
| 60706-9.0   | DLFC,QC X 3/4"F,9.0 GPM |
| 60706-10  | DLFC,QC X 3/4"F,10 GPM  |
| 60706-12  | DLFC,QC X 3/4"F,12 GPM  |
| 60706-15  | DLFC,QC X 3/4"F,15 GPM  |
|    |                         |
| 60706-XX  |                         |
|  |                         |
|   | 60706-XX                |

| Part No   | Description  |   |
|---|--|---|
|    | <p><b>2750 &amp; 2900</b></p> <p>60365-00 DLFC,3/4" F X 1/2" F,NPT,BRASS NO BUTTON</p> <p>60365-06 DLFC,3/4" F X 1/2" F,NPT,.6 BRASS</p> <p>60365-08 DLFC,3/4" F X 1/2" F,NPT,.8 GPM BRASS</p> <p>60365-10 DLFC,3/4" F X 1/2" F,NPT,1.0 GPM BRASS</p> <p>60365-12 DLFC,3/4" F X 1/2" F,NPT,1.2 GPM BRASS</p> <p>60365-13 DLFC,3/4" F X 1/2" F,NPT,1.3 GPM BRASS</p> <p>60365-15 DLFC,3/4" F X 1/2" F,NPT,1.5 GPM BRASS</p> <p>60365-17 DLFC,3/4" F X 1/2" F,NPT,1.7 GPM BRASS</p> <p>60365-20 DLFC,3/4" F X 1/2" F,NPT,2.0 GPM BRASS</p> <p>60365-24 DLFC,3/4" F X 1/2" F,NPT,2.4 GPM BRASS</p> <p>60365-30 DLFC,3/4" F X 1/2" F,NPT,3.0 GPM BRASS</p> <p>60365-35 DLFC,3/4" F X 1/2" F,NPT,3.5 GPM BRASS</p> <p>60365-40 DLFC,3/4" F X 1/2" F,NPT,4.0 GPM BRASS</p> <p>60365-45 DLFC,3/4" F X 1/2" F,NPT,4.5 GPM BRASS</p> <p>60365-50 DLFC,3/4" F X 1/2" F,NPT,5.0 GPM BRASS</p> <p>60365-60 DLFC,3/4" F X 1/2" F,NPT,6.0 GPM BRASS</p> <p>60365-70 DLFC,3/4" F X 1/2" F,NPT,7.0 GPM BRASS</p>   |    |
| 60365-XX  |  | 60365-XX  |
|   | <p><b>2750 &amp; 2900</b></p> <p>60700-00 DLFC,3/4" F X 3/4" F,NPT,BRASS NO BUTTON</p> <p>60700-8.0 DLFC,3/4" F X 3/4" F,NPT,8.0 GPM BRASS</p> <p>60700-9.0 DLFC,3/4" F X 3/4" F,NPT,9.0 GPM BRASS</p> <p>60700-10 DLFC,3/4" F X 3/4" F,NPT,10 GPM BRASS</p> <p>60700-12 DLFC,3/4" F X 3/4" F, NPT,12 GPM BRASS</p> <p>60700-15 DLFC,3/4" F X 3/4" F,NPT, 15 GPM BRASS</p> <p>60700-20 DLFC,3/4" F X 3/4" F,NPT, 20 GPM BRASS</p> <p>60700-25 DLFC,3/4" F X 3/4" F,NPT 25 GPM BRASS</p>  |   |
| 60700-XX  |  | 60700-XX  |
|  | <p>60699-00 DLFC,BRASS,3/4" X 3/4" NO BUTTON</p> <p>60699-06 DLFC,BRASS .60 GPM 3/4" X 3/4" SMALL BUTTONS</p> <p>60699-08 DLFC,BRASS .80 GPM 3/4" X 3/4" SMALL BUTTONS</p> <p>60699-10 DLFC,BRASS 1.0 GPM 3/4" X 3/4" SMALL BUTTONS</p> <p>60699-12 DLFC,BRASS 1.2 GPM 3/4" X 3/4" SMALL BUTTONS</p> <p>60699-13 DLFC,BRASS 1.3 GPM 3/4" X 3/4" SMALL BUTTONS</p> <p>60699-15 DLFC,BRASS 1.5 GPM 3/4" X 3/4" SMALL BUTTONS</p> <p>60699-17 DLFC,BRASS 1.7 GPM 3/4" X 3/4" SMALL BUTTONS</p> <p>60699-20 DLFC,BRASS 2.0 GPM 3/4" X 3/4" SMALL BUTTONS</p> <p>60699-24 DLFC,BRASS 2.4 GPM 3/4" X 3/4" SMALL BUTTONS</p> <p>60699-30 DLFC,BRASS 3.0 GPM 3/4" X 3/4" SMALL BUTTONS</p> <p>60699-35 DLFC,BRASS 3.5 GPM 3/4" X 3/4" SMALL BUTTONS</p> <p>60699-40 DLFC,BRASS 4.0 GPM 3/4" X 3/4" SMALL BUTTONS</p> <p>60699-45 DLFC,BRASS 4.5 GPM 3/4" X 3/4" SMALL BUTTONS</p> <p>60699-50 DLFC,BRASS 5.0 GPM 3/4" X 3/4" SMALL BUTTONS</p> <p>60699-60 DLFC,BRASS 6.0 GPM 3/4" X 3/4" SMALL BUTTONS</p> <p>60699-70 DLFC,3/4" F X 3/4" F,NPT,7.0 GPM BRASS</p> |  |
| 60699-XX  |  | 60699-XX  |

| Part No                       | Description                          |
|-------------------------------|--------------------------------------|
| <b>2850, 2900S &amp; 9500</b> |                                      |
| 60366-00                      | DLFC,1"F X 3/4"F,NPT,NO BUTTON BRASS |
| 60366-06                      | DLFC,1"F X 3/4"F,NPT, .6 GPM BRASS   |
| 60366-08                      | DLFC,1"F X 3/4"F,NPT, .8 GPM BRASS   |
| 60366-10                      | DLFC,1"F X 3/4"F,NPT, 1.0 GPM BRASS  |
| 60366-12                      | DLFC,1"F X 3/4"F,NPT,1.2 GPM BRASS   |
| 60366-13                      | DLFC,1"F X 3/4"F,NPT,1.3 GPM BRASS   |
| 60366-15                      | DLFC,1"F X 3/4"F,NPT,1.5 GPM BRASS   |
| 60366-17                      | DLFC,1"F X 3/4"F,NPT,1.7 GPM BRASS   |
| 60366-20                      | DLFC,1"F X 3/4"F,NPT,2.0 GPM BRASS   |
| 60366-24                      | DLFC,1"F X 3/4"F,NPT,2.4 GPM BRASS   |
| 60366-30                      | DLFC,1"F X 3/4"F,NPT,3.0 GPM BRASS   |
| 60366-35                      | DLFC,1"F X 3/4"F,NPT,3.5 GPM BRASS   |
| 60366-40                      | DLFC,1"F X 3/4"F,NPT,4.0 GPM BRASS   |
| 60366-45                      | DLFC,1"F X 3/4"F,NPT,4.5 GPM BRASS   |
| 60366-50                      | DLFC,1"F X 3/4"F,NPT,5.0 GPM BRASS   |
| 60366-60                      | DLFC,1"F X 3/4"F,NPT,6.0 GPM BRASS   |
| 60366-70                      | DLFC,1"F X 3/4"F,NPT,7.0 GPM BRASS   |
| 60708-00                      | DLFC,1"F X 3/4"F,NPT,BRASS NO BUTTON |
| 60708-8.0                     | DLFC,1"F X 3/4"F, NPT, 8.0 GPM BRASS |
| 60708-9.0                     | DLFC,1"F X 3/4"F, NPT 9.0 GPM BRASS  |
| 60708-10                      | DLFC,1"F X 3/4"F,NPT,10 GPM BRASS    |
| 60708-12                      | DLFC,1"F X 3/4"F, NPT, 12 GPM BRASS  |
| 60708-15                      | DLFC,1"F X 3/4"F, NPT, 15 GPM BRASS  |
| 60708-20                      | DLFC,1"F X 3/4"F, NPT, 20 GPM BRASS  |
| 60708-25                      | DLFC, 1"F X 3/4"F, NPT, 25 GPM BRASS |
| 60721-00                      | DLFC,1"F X 1"F,NPTF,NO BUTTON BRASS  |
| 60721-06                      | DLFC,1"F X 1"F,NPT, .06 GPM BRASS    |
| 60721-08                      | DLFC,1"F X 1"F,NPT, .08 GPM BRASS    |
| 60721-10                      | DLFC,1"F X 1"F,NPT,1.0 GPM BRASS     |
| 60721-12                      | DLFC,1"F X 1"F,NPT,1.2 GPM BRASS     |
| 60721-15                      | DLFC,1"F X 1"F,NPT,1.5 GPM BRASS     |
| 60721-17                      | DLFC,1"F X 1"F,NPTF,1.7GPM BRASS     |
| 60721-20                      | DLFC,1"F X 1"F,NPTF,2.0GPM BRASS     |
| 60721-24                      | DLFC,1"F X 1"F,NPTF,2.4GPM BRASS     |
| 60721-30                      | DLFC,1"F X 1"F,NPTF,3.0GPM BRASS     |
| 60721-35                      | DLFC,1"F X 1"F,NPTF,3.5GPM BRASS     |
| 60721-40                      | DLFC,1"F X 1"F,NPTF,4.0GPM BRASS     |
| 60721-45                      | DLFC,1"F X 1"F,NPTF,4.5GPM BRASS     |
| 60721-50                      | DLFC,1"F X 1"F,NPTF,5.0GPM BRASS     |
| 60721-60                      | DLFC,1"F X 1"F,NPTF,6.0GPM BRASS     |
| 60721-70                      | DLFC,1"F X 1"F NPT,7.0 GPM BRASS     |



60366-XX



60366-XX



60708-XX











60708-XX



60721-XX



60721-XX

| Part No   | Description  |   |
|---|--|---|
| <br>60701-XX   | 60701-00 DLFC,1"F X 1"F,NPT,BRASS NO BUTTON<br>60701-8.0 DLFC,1"F X 1"F,NPT,8.0 GPM BRASS<br>60701-9.0 DLFC,1"F X 1"F,NPT,9.0 GPM BRASS<br>60701-10 DLFC,1"F X 1"F,NPT,10 GPM BRASS<br>60701-12 DLFC,1"F X 1"F, NPT, 12 GPM BRASS<br>60701-15 DLFC,1"F X 1"F, NPT, 15 GPM BRASS<br>60701-20 DLFC,1"F X 1"F, NPT, 20 GPM BRASS<br>60701-25 DLFC,1"F X 1"F, NPT, 25 GPM BRASS  | <br>60701-XX   |
| <br>60702-XX   | 60702-00 DLFC,1"M X 1"F,NPT,BRASS NO BUTTON<br>60702-8.0 DLFC,1"M X 1"F,NPT,8.0 GPM BRASS<br>60702-9.0 DLFC,1"M X 1"F,NPT,9.0 GPM BRASS<br>60702-10 DLFC,1"M X 1"F,NPT,10 GPM BRASS<br>60702-12 DLFC,1"M X 1"F,NPT,12GPM,BRASS<br>60702-15 DLFC,1"M X 1"F,NPT,15GPM,BRASS<br>60702-20 DLFC,1"M X 1"F,NPT,20GPM,BRASS<br>60702-25 DLFC,1"M X 1"F,NPT,25GPM,BRASS  | <br>60702-XX   |
| <br>61643-XX  | <p><b>2850S Hot &amp; Cold Water</b></p> 61643-00 DLFC ASSY,1 1/4",BRASS,BLANK<br>61643-8.0 DLFC ASSY,1 1/4",BRASS, 8.0GPM<br>61643-9.0 DLFC ASSY,1 1/4",BRASS, 9.0GPM<br>61643-10 DLFC ASSY,1 1/4",BRASS,10.0GPM<br>61643-12 DLFC ASSY,1 1/4",BRASS,12.0GPM<br>61643-15 DLFC ASSY,1 1/4",BRASS,15.0GPM<br>61643-20 DLFC ASSY,1 1/4",BRASS, 20.0GPM<br>61643-25 DLFC ASSY,1 1/4",BRASS, 25.0GPM  | <br>61643-XX  |
| <br>61640-XX | <p><b>2850S (Connectors not included - See connectors section)</b></p> 61640-000 DLFC, PLASTIC,LESS BTTNS, W/3 HOLES<br>61640-00 DLFC, PLASTIC,LESS BTTNS, W/2 HOLES<br>61640-01 DLFC, PLASTIC,LESS BTTN, W/1 HOLE<br>61640-08 DLFC,PLASTIC, 8 GPM<br>61640-09 DLFC,PLASTIC, 9 GPM<br>61640-10 DLFC,PLASTIC, 10 GPM<br>61640-15 DLFC,PLASTIC, 15 GPM<br>61640-20 DLFC,PLASTIC, 20 GPM<br>61640-25 DLFC,PLASTIC, 25 GPM<br>61640-30 DLFC,PLASTIC, 30 GPM<br>61640-35 DLFC,PLASTIC, 35 GPM<br>61640-40 DLFC,PLASTIC, 40 GPM<br>61640-45 DLFC,PLASTIC, 45 GPM<br>61640-50 DLFC,PLASTIC, 50 GPM<br>61640-55 DLFC,PLASTIC, 55 GPM<br>61640-60 DLFC,PLASTIC, 60 GPM<br>61640-65 DLFC,PLASTIC, 65 GPM<br>61640-70 DLFC,PLASTIC, 70 GPM<br>61640-75 DLFC,PLASTIC, 75 GPM | <br>61640-XX |

| Part No                | Description  |  |
|------------------------|--|--|
| <b>3150 &amp; 3900</b> |  |  |
|                        | 60711-01 DLFC,2" NPT,LESS BTTNS,W/1 HL (FOR FLOW RATES < 25 GPM)   |  |
|                        | 60711-00 DLFC,2" NPT,LESS BTTNS,W/2 HLS (FOR FLOW RATES < 55 GPM)  |  |
|                        | 60711-000 DLFC,2" NPT,LESS BTTNS,W/4 HLS (FOR FLOW RATES > 50 GPM) |  |
|                        | 60711-20 DLFC,2" NPT,20 GPM  |  |
|                        | 60711-25 DLFC,2" NPT,25 GPM,BRASS                                  |  |
|                        | 60711-30 DLFC,2" NPT,30 GPM  |  |
|                        | 60711-35 DLFC,2" NPT,35 GPM  |  |
|                        | 60711-40 DLFC,2" NPT,40 GPM  |  |
|                        | 60711-45 DLFC,2" NPT,45 GPM  |  |
|                        | 60711-50 DLFC,2" NPT,50 GPM  |  |
|                        | 60711-55 DLFC,2" NPT,55 GPM  |  |
|                        | 60711-60 DLFC,2" NPT,60 GPM  |  |
|                        | 60711-65 DLFC,2" NPT,65 GPM  |  |
|                        | 60711-70 DLFC,2" NPT,70 GPM  |  |
|                        | 60711-75 DLFC,2" NPT,75 GPM  |  |
|                        | 60711-80 DLFC,2" NPT,80 GPM  |  |
|                        | 60711-85 DLFC,2" NPT,85 GPM  |  |
|                        | 60711-90 DLFC,2" NPT,90 GPM  |  |
|                        | 60711-95 DLFC,2" NPT,95 GPM  |  |
|                        | 60711-100 DLFC,2" NPT,100 GPM                                      |  |
|                        |  |  |
|                        |  |  |
|                        |  |  |
|                        |  |  |
|                        |  |  |
|                        |  |  |
|                        |  |  |
|                        |  |  |
|                        |  |  |
|                        |  |  |
|                        |  |  |
|                        |  |  |
|                        |  |  |
|                        |  |  |
|                        |  |  |
|                        |  |  |
|                        |  |  |
|                        |  |  |
|                        |  |  |
|                        |  |  |
|                        |  |  |
|                        |  |  |
|                        |  |  |
|                        |  |  |
|                        |  |  |
|                        |  |  |
|                        |  |  |
|                        |  |  |
|                        |  |  |
|                        |  |  |
|                        |  |  |
|                        |  |  |
|                        |  |  |
|                        |  |  |



60711-XX



60711-XX



61455-XX













61455-XX









61456-XX



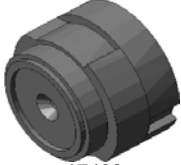




61456-XX

| Part No  | Description  |   |
|--|--|---|
|  <p>60795-XX</p>        | <p><b>Distributors</b></p> <p>60795-00 DISTRIBUTOR ASSY, 1.05" STD GRAY .011, W/72" TUBE</p> <p>60795-01 DISTRIBUTOR ASSY, 1.05" WIDE WHITE .020, W/72" TUBE</p> <p>60795-02 DISTRIBUTOR ASSY, 1.05" NARROW RED .008, W/72" TUBE</p> <p>60795-10 DISTRIBUTOR ASSY, 1.05" STD, HW BLACK .011, W/72" TUBE</p> <p>60795-11 DISTRIBUTOR ASSY, 1.05" WIDE HW BLACK .020, W/72" TUBE</p> <p>60795-12 DISTRIBUTOR ASSY, 1.05" NARROW HW, BLACK .008, W/72" TUBE</p> |  <p>60795-XX</p> |
|  <p>13851</p>           | <p>13851 DISTRIBUTOR ASSY, 1.05", LOWER, GRAY</p> <p>13851-01 DISTRIBUTOR ASSY, 1.05", LOWER, WHITE WIDE SLOT</p> <p>13851-02 DISTRIBUTOR ASSY, 1.05", LOWER, RED NARROW SLOT</p> <p>13851-10 DISTRIBUTOR ASSY, 1.05", LOWER, HW</p> <p>13851-11 DISTRIBUTOR ASSY, 1.05", LOWER HOT WATER, WIDE SLOT</p> <p>13851-12 DISTRIBUTOR ASSY, 1.05", LOWER HOT WATER, NARROW SLOT</p>   |  <p>13851</p>    |
|  <p>60792-XX</p>        | <p>60792-02 DISTRIBUTOR ASSY, 13/16" NARROW RED .008, W/60" TUBE</p> <p>60792-12 DISTRIBUTOR ASSY, 13/16" NARROW HW, BLACK .008, W/60" TUBE</p> <p>60792-00 DISTRIBUTOR ASSY, 13/16" STD GRAY .011, W/60" TUBE</p> <p>60792-10 DISTRIBUTOR ASSY, 13/16" STD, H/W BLACK .011, W/60" TUBE</p> <p>60792-11 DISTRIBUTOR ASSY, 13/16" WIDE, HW BLACK .020, W/60" TUBE</p>   |  <p>60792-XX</p> |
|  <p>40922 / 40924</p> | <p>13850 DISTRIBUTOR ASSY, 13/16", LOWER GRAY</p> <p>13850-02 DISTRIBUTOR ASSY, 13/16", RED NARROW SLOT</p> <p>13850-10 DISTRIBUTOR ASSY, 13/16", LOWER HOT WATER</p> <p>13850-11 DISTRIBUTOR ASSY, 13/16", LOWER WIDE SLOT, HW</p> <p>13850-12 DISTRIBUTOR ASSY, 13/16", LOWER HOT WATER, NARROW SLOT</p> <p>40922 DISTRIBUTOR, 1.05", SIATA</p> <p>40924 DISTRIBUTOR, 32MM, SIATA</p>  |  <p>13850</p>   |
|  <p>60791-10</p>      | <p>61580 TUBE, 72" &amp; DISTRIBUTOR ASSY, HF32MM, HIGH FLOW</p> <p>60791-10 DISTRIBUTOR, 3/4 (1.05 OD) X 60 FLECK POINT</p>   |  <p>61580</p>  |



| Part No   | Description   |   |
|---|---|---|
| <b>Drive Assemblies</b>   |   |   |
| <b>1500, 2510, 2750, 2850 (NOT 2850S)</b>   |   |   |
| 60050-23  | DRIVE ASSY, 1500, 2510, 2750, 2850 STF, 24V 50/60HZ               |   |
| 60050-21  | DRIVE ASSY, 1500, 2510, 2750, 2850 STF, 120V 50/60HZ              |   |
| 60050-22  | DRIVE ASSY, 1500, 2510, 2750, 2850, STF, 220V, 50/60HZ            |   |
| <b>2750 UPFLOW</b>  |   |   |
| 60054-14  | DRIVE ASSY,VARIABLE,UF,24/60, 2750 BRINE FILL FIRST               |  <p data-bbox="1365 483 1463 508">60050-XX</p>     |
| <b>2850S (NOT 2850)</b>   |   |   |
| 60050-26  | DRIVE ASSY,2850S,24V, 50/60HZ                                     |   |
| 60050-25  | DRIVE ASSY,2850S,115V, 50/60HZ                                    |   |
| 60050-27  | DRIVE ASSY,2850S,220V, 50/60HZ                                    |   |
|  <p data-bbox="159 688 256 714">60050-XX</p>     |   |   |
| <b>2900, 2900S UPPER</b>  |   |   |
| 60052-21  | UPPER DRIVE ASSY,2900,STF, 120V, 50/60HZ                          |   |
| 60052-217   | UPPER DRIVE ASSY,2900,STF, 120V, 50/60HZ, System 7                |  <p data-bbox="1365 831 1463 856">60052-XX</p>     |
| <b>2900, 2900S LOWER</b>  |   |   |
| 60055-53  | LOWER DRIVE ASSY,2900,24V, 50/60HZ, System #4                     |   |
| 60055-51  | LOWER DRIVE ASSY,2900,120V, 50/60HZ, System #4                    |   |
| 60056-51  | LOWER DRIVE ASSY,2900,120V 50/60, System #7, LEAD                 |   |
| 60056-61  | LOWER DRIVE ASSY,2900,120V 50/60, System #7,LAG                   |   |
| 60255-51  | LOWER DRIVE ASSY,2900,120V, 50/60HZ, System 5 & 6                 |   |
| 60055-52  | LOWER DRIVE ASSY,2900,220V, 50/60HZ, System #4                    |   |
|  <p data-bbox="159 1041 256 1066">60056-XX</p>  |   |   |
| <b>3150, 3900 UPPER</b>   |   |   |
| 60057-03  | DRIVE ASSY, 3150, 24V, 50/60HZ, SYS #5 OR SYS #7                  |   |
| 60057-01  | DRIVE ASSY,3150,120V, 50/60HZ, SYS 5 & 7                          |   |
| 60057-11  | DRIVE ASSY,3150,120V, 50/60HZ, SYS #4 OR SYS #6                   |  <p data-bbox="1365 1314 1463 1339">60057-XX</p> |
| <b>3150 UPFLOW</b>  |   |   |
| 60057-21  | DRIVE ASSY,3150,120V, 50/60HZ, U/F, SYS5 OR SYS7,BRINE DRAW FIRST |   |
|  <p data-bbox="159 1491 256 1516">60058-XX</p> |   |   |
| <b>3900 LOWER</b>   |   |   |
| 60058-03  | LOWER DRIVE MTR ASSY,3900, 24V, 50/60HZ, SYS7 LEAD & TRIPLEX      |   |
| 60058-01  | LOWER DRIVE ASSY,3900,120, 50/60HZ, SYSTEM 4                      |   |

| Part No   | Description   |   |
|---|---|---|
| <b>Drive Cams</b>   |   |   |
|  | <b>1500, 2510, 2750, 2850, 2900S UPPER</b><br>60160-10 DRIVE CAM ASSY, STF, BLACK<br>60160-15 DRIVE CAM ASSY, STF, BLUE, 2750/2510/2850<br>60160-16 DRIVE CAM ASSY,STF,BLUE,2900S UPPER |    |
| 60160-10  | <b>2850S</b><br>60160-40 DRIVE CAM ASSY,2850S,STF,GRAY  | 60160-10  |
| 17438   | <b>56SXT, 6600, 6700</b><br>CAM, DOWNFLOW, BLACK  |    |
| 24598   | CAM,CYCLE UPFLOW, YELLOW, BKW FIRST   | 17438   |
| 17885   | CAM,CYCLE UPFLOW, RED, BRINE DRAW/SLOW RINSE FIRST  |   |
| 40609   | CAM, DOUBLE BACKWASH, DOWNFLOW, BLUE  |   |
| 17919   | <b>6700</b><br>CAM, VARIABLE BRINING, GRAY  |   |
|  | <b>7000</b><br>40977 CAM,AUX SWITCH,FILTER<br>40704 CAM,BRINE,DOWNFLOW,7000<br>41498 CAM,BRINE FILL FIRST,DOWNFLOW,7000   |   |
| 40704   |   |   |
| 60160-31  | <b>2900S UPFLOW</b><br>DRIVE CAM ASSY,UPFLOW, VARIABLE  |   |
| 60160-32  | DRIVE CAM ASSY,UPFLOW   |   |
| 16494-03  | <b>3900</b><br>CAM ASSY,3150/3900, SIGNAL AFTER BRINE REFILL  |  |
| 16494-05  | CAM ASSY,3150/3900, SIGNAL AFTER RAPID RINSE  |   |
| 16494-04  | CAM ASSY,3150/3900,U/F, SIGNAL AFTER BRINE FILL, GRAY   |   |
| 16494-06  | CAM ASSY,3150/3900,U/F, SIGNAL AFTER RAPID RINSE, GRAY  | 16494-XX  |

| Part No                           | Description  |
|-----------------------------------|--|
| <b>Flow Washers</b>               |  |
| <b>0.69-inch Outside Diameter</b> |  |
| 19153                             | WASHER,FLOW,.6 GPM                                 |
| 19152                             | WASHER,FLOW,.8 GPM                                 |
| 19151                             | WASHER,FLOW,1.0 GPM                                |
| 12085                             | WASHER,FLOW,1.2 GPM                                |
| 19150                             | WASHER,FLOW,1.3 GPM                                |
| 12086                             | WASHER,FLOW,1.5 GPM                                |
| 19149                             | WASHER,FLOW,1.7 GPM                                |
| 12087                             | WASHER,FLOW,2.0 GPM                                |
| 12088                             | WASHER,FLOW,2.4 GPM                                |
| 12089                             | WASHER,FLOW,3.0 GPM                                |
| 12090                             | WASHER,FLOW,3.5 GPM                                |
| 12091                             | WASHER,FLOW,4.0 GPM                                |
| 19147                             | WASHER,FLOW,4.5 GPM                                |
| 12092                             | WASHER,FLOW,5.0 GPM                                |
| 17814                             | WASHER,FLOW,6.0 GPM                                |
| 12408                             | WASHER,FLOW,7.0 GPM                                |
| <b>0.95-inch Outside Diameter</b> |  |
| 17943                             | WASHER,FLOW,8.0 GPM                                |
| 17944                             | WASHER,FLOW,9.0 GPM                                |
| 16529                             | WASHER,FLOW,10.0 GPM                               |
| 16735                             | WASHER,FLOW,12.0 GPM                               |
| 16736                             | WASHER,FLOW,15.0 GPM                               |
| 16528                             | WASHER,FLOW,20.0 GPM                               |
| 16737                             | WASHER,FLOW,25.0 GPM                               |
| <b>Gear 24 Hour</b>               |  |
| 19205                             | GEAR ASSY,24 HOUR,SILVER,5600, 12 A.M.             |
| 19205-1                           | GEAR ASSY,24 HOUR,SILVER,5600, 2 A.M.              |
| 19205-2                           | GEAR ASSY,24 HOUR,SILVER,5600, 1 A.M.              |
| 19205-01                          | GEAR ASSY,24 HOUR,TAN,5600, 12 A.M.                |
| 19205-11                          | GEAR ASSY,24 HOUR,TAN,5600, 2 A.M.                 |
| 19205-12                          | GEAR ASSY,24 HOUR,TAN,5600, 1 A.M.                 |
| 40096-02                          | DIAL 2AM REGEN ASSY,BLACK, 3200 TIMER              |
| 40096-24                          | DIAL 12AM REGEN ASSY,BLACK, 3200 TIMER             |
| 60519-02                          | GEAR ASSY,3200,24 HOUR, 2 TIMES/DAY,W/SILVER LABEL |
| 60519-03                          | GEAR ASSY,3200,24 HOUR, 3 TIMES/DAY,W/SILVER LABEL |
| 60519-04                          | GEAR ASSY,3200,24 HOUR, 4 TIMES/DAY,W/SILVER LABEL |
| 60519-06                          | GEAR ASSY,3200,24 HOUR, 6 TIMES/DAY,W/SILVER LABEL |



Flow Washer



Flow Washer













19205-XX

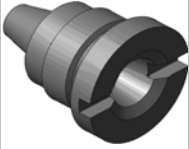
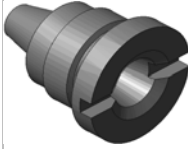















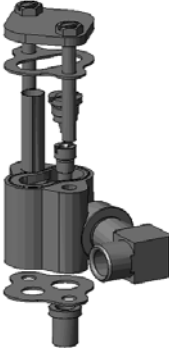
60519-XX







40096-XX







| Part No  | Description  |   |  |
|--|--|---|--|
| <b>Hose Barb Fittings</b>  |  |   |  |
| <br>13308, 13308-01 | 19699  | FITTING,HOSE BARB 45 DEG.,1/2" MNPT X 1/2" TUBE                                 | <br>19699     |
|  | 13308  | FITTING,HOSE BARB,1/2" MNPT X 1/2" TUBE, STRAIGHT, BLACK                        |  |
|  | 13308-01   | FITTING,HOSE BARB,1/2" MNPT X 5/8" TUBE,GRAY                                    | <br>13121     |
|  | 13121  | FITTING,HOSE BARB,BLACK 90 DEG.,1/2" MNPT X 5/8" TUBE                           |  |
| <b>Injectors - Throat and Nozzle</b>   |  |   |  |
| <br>10913-XX        | <b>1600</b>  | <b>1500, 2510, 2750, 2850, 2900, 4650, 5600, 5600SE, 6600, 6700, 9000, 9500</b> | <br>10913-XX  |
|  | 10913-000  | NOZZLE,INJECTOR,#000,BROWN (6" Tank)  |  |
|  | 10913-00   | NOZZLE,INJECTOR,#00,VIOLET (7" Tank)  |  |
|  | 10913-0  | NOZZLE,INJECTOR,#0,RED (8" Tank)  |  |
|  | 10913-1  | NOZZLE,INJECTOR,#1,WHITE (9" and 10" Tank)                                      |  |
|  | 10913-2  | NOZZLE,INJECTOR,#2,BLUE (12" Tank)  |  |
|  | 10913-3  | NOZZLE,INJECTOR,#3,YELLOW (13" Tank)  |  |
|  | 10913-4  | NOZZLE,INJECTOR,#4, GREEN (14" Tank)  |  |
| <br>10914-X        | 10914-000  | THROAT,INJECTOR,#000,BROWN (6" Tank)  | <br>10914-X  |
|  | 10914-00   | THROAT,INJECTOR,#00,VIOLET (7" Tank)  |  |
|  | 10914-0  | THROAT,INJECTOR #0,RED (8" Tank)  |  |
|  | 10914-1  | THROAT,INJECTOR,#1,WHITE (9" & 10" Tank)  |  |
|  | 10914-2  | THROAT,INJECTOR,#2,BLUE (12" Tank)  |  |
|  | 10914-3  | THROAT,INJECTOR,#3,YELLOW (13" Tank)  |  |
|  | 10914-4  | THROAT,INJECTOR,#4,GREEN (14" Tank)   |  |
|  | <b>1600 Filter</b>   | <b>4650, 5600, 5600SE, 6600, 6700</b>   |  |
| 10913BLK   | NOZZLE,INJECTOR,BLACK (Filter)   |   |  |
| <br>12973-X       | <b>1600 PVC</b>  | <b>1500, 2510, 2750, 2850, 2900, 4650, 5600, 5600SE, 6600, 6700</b>             | <br>12973-X |
|  |  | <b>PVC Material for Greensand Filters</b>                                       |  |
|  | 12973-0  | NOZZLE,INJECTOR,#0,PVC  |  |
|  | 12973-1  | NOZZLE,INJECTOR,#1,PVC  |  |
|  | 12973-2  | NOZZLE,INJECTOR,#2,PVC  |  |
|  | 12973-3  | NOZZLE,INJECTOR,#3,PVC  |  |
|  | 12973-4  | NOZZLE,INJECTOR,#4,PVC  |  |
|  | <br>12974-X | 12974-0   |  |
| 12974-1  |  | THROAT,INJECTOR,#1,PVC  |  |
| 12974-2  |  | THROAT,INJECTOR,#2,PVC  |  |
| 12974-3  |  | THROAT,INJECTOR,#3,PVC  |  |
| 12974-4  |  | THROAT,INJECTOR,#4,PVC  |  |




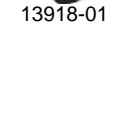










| Part No   | Description  |   |
|---|--|---|
| <b>1600 Stainless Steel</b>   |  |   |
| <b>Stainless Steel Material for Hot Water and Greensand Filters</b>                 |  |   |
|    | 10225-0 NOZZLE,INJECTOR,#0,SS (8" Tank)                  |    |
|   | 10225-1 NOZZLE,INJECTOR,#1,SS (9" & 10" Tank)            |   |
|   | 10225-2 NOZZLE,INJECTOR,#2,SS (12" Tank)                 |   |
|   | 10225-3 NOZZLE,INJECTOR,#3,SS (13" Tank)                 |   |
| 10225-X   | 10225-4 NOZZLE,INJECTOR,#4,SS (14" Tank)                 | 10225-X   |
|    | 10226-0 THROAT,INJECTOR,#0,SS (8" Tank)                  |    |
|   | 10226-1 THROAT,INJECTOR,#1,SS (9" & 10" Tank)            |   |
|   | 10226-2 THROAT,INJECTOR,#2,SS (12" Tank)                 |   |
|   | 10226-3 THROAT,INJECTOR,#3,SS (13" Tank)                 |   |
| 10226-X   | 10226-4 THROAT,INJECTOR,#4,SS (14" Tank)                 | 10226-X   |
| <b>1610</b>   |  |   |
| <b>ProFloSE (5000), TwinFlo100e (8500)</b>  |  |   |
| <b>Noryl Material for All Applications</b>  |  |   |
|    | 18272-000 INJECTOR ASSY,1610,#000,BROWN (8" Tank)        |    |
|   | 18272-001 INJECTOR ASSY,1610,#001,VIOLET (9" & 10" Tank) |   |
|   | 18272-002 INJECTOR ASSY,1610,#002,RED (12" & 13" Tank)   |   |
|   | 18272-003 INJECTOR ASSY,1610,#003,WHITE (14" & 16" Tank) |   |
|   | 18272-004 INJECTOR ASSY,1610,#004,BLUE (18" Tank)        |   |
| 18272-X   | 18272-005 INJECTOR ASSY,1610,#005,YELLOW (20" Tank)      | 18272-X   |
| <b>1610</b>   |  |   |
| <b>7000</b>   |  |   |
| <b>Noryl Material for All Applications</b>  |  |   |
|  | 61454-000 INJECTOR ASSY,7000,#000,BROWN (8" Tank)        |  |
|   | 61454-001 INJECTOR ASSY,7000,#001,VIOLET (9" & 10" Tank) |   |
|   | 61454-002 INJECTOR ASSY,7000,#002,RED (12" & 13" Tank)   |   |
|   | 61454-003 INJECTOR ASSY,7000,#003,WHITE (14" & 16" Tank) |   |
|   | 61454-004 INJECTOR ASSY,7000,#004,BLUE (18" Tank)        |   |
|   | 61454-005 INJECTOR ASSY,7000,#005,YELLOW (20" Tank)      |   |
|   | 61454-006 INJECTOR ASSY,7000,#006,GRAY (24" Tank)        |   |
| 61454-X   | 40990-01 PLUG,INJECTOR.W/O-RING FOR 7000 FILTER          | 61454-X   |
| <b>1700</b>   |  |   |
| <b>2750, 2850, 2900, 9500</b>   |  |   |
| <b>Celcon Material for All Applications</b>   |  |   |
|  | 14801-03C NOZZLE,INJECTOR,#3C,YELLOW (18" & 20" Tank)    |  |
|   | 14801-04C NOZZLE,INJECTOR,#4C,GREEN (21" Tank)           |   |
|   | 14801-05C NOZZLE,INJECTOR,#5C,WHITE (24" Tank)           |   |
| 14801-XXX   | 14801-06C NOZZLE,INJECTOR,#6C,RED (30" & 36" Tank)       | 14801-XXX   |
|  | 14802-03C THROAT,INJECTOR,#3C,YELLOW (18" & 20" Tank)    |  |
|   | 14802-04C THROAT,INJECTOR,#4C,GREEN (21" Tank)           |   |
|   | 14802-05C THROAT,INJECTOR,#5C,WHITE (24" Tank)           |   |
| 14802-XXX   | 14802-06C THROAT,INJECTOR,#6C,RED (30" & 36" Tank)       | 14802-XXX   |














| Part No  | Description   |   |
|--|---|---|
|  <p>15128-XX</p>  | <p><b>1800</b></p> <p><b>3150, 3900</b></p> <p><b>Delrin Material for All Applications</b></p> <p>15128-04 NOZZLE,INJECTOR,#4,GREEN (24" Tank)</p> <p>15128-05 NOZZLE,INJECTOR,#5,RED (30" Tank)</p> <p>15128-06 NOZZLE,INJECTOR,#6,WHITE (36" Tank)</p> <p>15128-07 NOZZLE,INJECTOR,#7,BLUE (42" Tank)</p> <p>15128-08 NOZZLE,INJECTOR,#8,YELLOW (48" Tank)</p> <p>15128-09 NOZZLE,INJECTOR,#9,VIOLET (54" Tank)</p> <p>15128-10 NOZZLE,INJECTOR,#10,BLACK (63" Tank)</p>  |  <p>15128-XX</p> |
|  <p>15127-XX</p>  | <p>15127-04 THROAT ASSY,#4,GREEN (24" Tank)</p> <p>15127-05 THROAT ASSY,#5,RED (30" Tank)</p> <p>15127-06 THROAT ASSY,#6,WHITE (36" Tank)</p> <p>15127-07 THROAT ASSY,#7,BLUE (42" Tank)</p> <p>15127-08 THROAT ASSY,#8,YELLOW (48" Tank)</p> <p>15127-09 THROAT ASSY,#9,VIOLET (54" Tank)</p> <p>15127-10 THROAT ASSY,#10,BLACK (63" Tank)</p>   |  <p>15127-XX</p> |
|  <p>60480-XX</p> | <p><b>Injector Assemblies</b></p> <p><b>1600 Plastic</b></p> <p><b>1500, 2510, 2750, 2850, 2850S, 2900, 2900S</b></p> <p>60480-00 INJECTOR ASSY,1600,COMPLETE#0,PLASTIC,1500-2700</p> <p>60480-01 INJECTOR ASSY,1600,COMPLETE#1,PLASTIC,1500-2700</p> <p>60480-02 INJECTOR ASSY,1600,COMPLETE#2,PLASTIC,1500-2700</p> <p>60480-03 INJECTOR ASSY,1600,COMPLETE#3,PLASTIC,1500-2700</p> <p>60480-04 INJECTOR ASSY,1600,COMPLETE#4,PLASTIC,1500-2700</p> <p>60480-12 INJECTOR ASSY,1600,COMPLETE,#2,PVC/PLASTIC,1500-2700</p> <p>60480-13 INJECTOR ASSY,1600,COMPLETE,#3,PVC/PLASTIC,1500-2700</p> <p><b>1600 Brass</b></p> <p><b>1500, 2750, 2850, 2850S, 2900, 2900S Hot Water</b></p> <p>60481-21 INJECTOR ASSY,1600,#1 SS,1500-2700,COMPLETE,BRASS</p> <p>60481-22 INJECTOR ASSY,1600,#2 SS,1500-2700,COMPLETE,BRASS</p> <p>60481-23 INJECTOR ASSY,1600,#3 SS,1500-2700,COMPLETE,BRASS</p> |   |


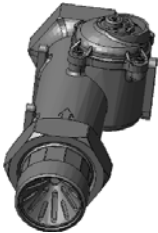
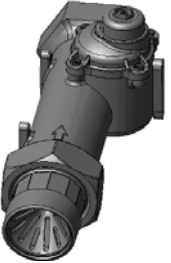



| Part No   | Description   |   |
|---|---|---|
|    | <b>1600 Plastic</b><br><b>4650, 5600, 5600SXT, 6700</b><br>60084-0011 INJECTOR DRAIN ASSY,5600 #0,1.2 DLFC,.25 BLFC<br>60084-0012 INJECTOR DRAIN ASSY,5600 #0,1.2 DLFC,.50 BLFC<br>60084-0021 INJECTOR DRAIN ASSY,5600 #0,1.5 DLFC,.25 BLFC<br>60084-0022 INJECTOR DRAIN ASSY,5600 #0,1.5 DLFC,.50 BLFC<br>60084-0031 INJECTOR DRAIN ASSY,5600 #0,2.0 DLFC,.25 BLFC<br>60084-0032 INJECTOR DRAIN ASSY,5600 #0,2.0 DLFC,.50 BLFC<br>60084-0042 INJECTOR DRAIN ASSY,5600 #0,2.4 DLFC,.50 BLFC<br>60084-0070 INJECTOR DRAIN ASSY,5600 #0,4.0 DLFC,BLANK BLFC<br>60084-0080 INJECTOR DRAIN ASSY,5600 #0,5.0 DLFC,BLANK BLFC<br>60084-0001 INJECTOR DRAIN ASSY,5600 #0,BLANK DLFC,.25 BLFC<br>60084-0111 INJECTOR DRAIN ASSY,5600 #1,1.2 DLFC,.25 BLFC<br>60084-0121 INJECTOR DRAIN ASSY,5600 #1,1.5 DLFC,.25 BLFC<br>60084-0122 INJECTOR DRAIN ASSY,5600 #1,1.5 DLFC,.50 BLFC<br>60084-0123 INJECTOR DRAIN ASSY,5600 #1,1.5 DLFC,1.0 BLFC<br>60084-0120 INJECTOR DRAIN ASSY,5600 #1,1.5 DLFC,BLANK BLFC<br>60084-0131 INJECTOR DRAIN ASSY,5600 #1,2.0 DLFC,.25 BLFC<br>60084-0132 INJECTOR DRAIN ASSY,5600 #1,2.0 DLFC,.50 BLFC<br>60084-0141 INJECTOR DRAIN ASSY,5600 #1,2.4 DLFC,.25 BLFC<br>60084-0142 INJECTOR DRAIN ASSY,5600 #1,2.4 DLFC,.50 BLFC<br>60084-0140 INJECTOR DRAIN ASSY,5600 #1,2.4 DLFC,BLANK BLFC<br>60084-0152 INJECTOR DRAIN ASSY,5600 #1,3.0 DLFC,.50 BLFC<br>60084-0162 INJECTOR DRAIN ASSY,5600 #1,3.5 DLFC,.50 BLFC<br>60084-0172 INJECTOR DRAIN ASSY,5600 #1,4.0 DLFC,.50 BLFC<br>60084-0182 INJECTOR DRAIN ASSY,5600 #1,5.0 DLFC,.50 BLFC<br>60084-0180 INJECTOR DRAIN ASSY,5600 #1,5.0 DLFC,BLANK BLFC<br>60084-0102 INJECTOR DRAIN ASSY,5600 #1,BLANK DLFC,.50 BLFC<br>60084-0100 INJECTOR DRAIN ASSY,5600 #1,BLANK DLFC,BLANK BLFC<br>60084-1281 INJECTOR DRAIN ASSY,5600 #2 PVC,5.0 DLFC,.25 BLFC<br>60084-1280 INJECTOR DRAIN ASSY,5600 #2 PVC,5.0 DLFC,BLANK BLFC<br>60084-1292 INJECTOR DRAIN ASSY,5600 #2 PVC,7.0 DLFC,.50 BLFC<br>60084-0222 INJECTOR DRAIN ASSY,5600 #2,1.5 DLFC,.50 BLFC<br>60084-0231 INJECTOR DRAIN ASSY,5600 #2,2.0 DLFC,.25 BLFC<br>60084-0232 INJECTOR DRAIN ASSY,5600 #2,2.0 DLFC,.50 BLFC<br>60084-0241 INJECTOR DRAIN ASSY,5600 #2,2.4 DLFC,.25 BLFC<br>60084-0242 INJECTOR DRAIN ASSY,5600 #2,2.4 DLFC,.50 BLFC<br>60084-0252 INJECTOR DRAIN ASSY,5600 #2,3.0 DLFC,.50 BLFC<br>60084-0261 INJECTOR DRAIN ASSY,5600 #2,3.5 DLFC,.25 BLFC<br>60084-0262 INJECTOR DRAIN ASSY,5600 #2,3.5 DLFC,.50 BLFC<br>60084-0263 INJECTOR DRAIN ASSY,5600 #2,3.5 DLFC,1.0 BLFC<br>60084-0271 INJECTOR DRAIN ASSY,5600 #2,4.0 DLFC,.25 BLFC<br>60084-0272 INJECTOR DRAIN ASSY,5600 #2,4.0 DLFC,.50 BLFC<br>60084-0282 INJECTOR DRAIN ASSY,5600 #2,5.0 DLFC,.50 BLFC<br>60084-0363 INJECTOR DRAIN ASSY,5600 #3,3.5 DLFC,1.0 BLFC<br>60084-0381 INJECTOR DRAIN ASSY,5600 #3,5.0 DLFC,.25 BLFC<br>60084-0382 INJECTOR DRAIN ASSY,5600 #3,5.0 DLFC,.50 BLFC<br>60084-0383 INJECTOR DRAIN ASSY,5600 #3,5.0 DLFC,1.0 BLFC<br>60084-0442 INJECTOR DRAIN ASSY,5600 #4,2.4 DLFC,.50 BLFC |    |
| 60084-XXXX  |   | 60084-XXXX  |
|  |   |  |
| 60084-XXXX  |   | 60084-XXXX  |













| Part No   | Description  |   |
|---|--|---|
| <br>60385-XXXX | <p><b>1600 Plastic</b></p> <p><b>9000, 9100</b></p> <p>60385-0011 INJECTOR DRAIN,9000,.25 BLFC #0 INJ,1.2 DLFC</p> <p>60385-0121 INJECTOR DRAIN,9000,.25 BLFC #1 INJ,1.5 DLFC</p> <p>60385-0131 INJECTOR DRAIN,9000,.25 BLFC #1 INJ,2.0 DLFC</p> <p>60385-0141 INJECTOR DRAIN,9000,.25 BLFC #1 INJ,2.4 DLFC</p> <p>60385-0012 INJECTOR DRAIN,9000,.50 BLFC #0 INJ,1.2 DLFC</p> <p>60385-0112 INJECTOR DRAIN,9000,.50 BLFC #1 INJ,1.2 DLFC</p> <p>60385-0122 INJECTOR DRAIN,9000,.50 BLFC #1 INJ,1.5 DLFC</p> <p>60385-0132 INJECTOR DRAIN,9000,.50 BLFC #1 INJ,2.0 DLFC</p> <p>60385-0142 INJECTOR DRAIN,9000,.50 BLFC #1 INJ,2.4 DLFC</p> <p>60385-0182 INJECTOR DRAIN,9000,.50 BLFC #1 INJ,5.0 DLFC</p> <p>60385-0222 INJECTOR DRAIN,9000,.50 BLFC #2 INJ,1.5 DLFC</p> <p>60385-0242 INJECTOR DRAIN,9000,.50 BLFC #2 INJ,2.4 DLFC</p> <p>60385-0252 INJECTOR DRAIN,9000,.50 BLFC #2 INJ,3.0 DLFC</p> <p>60385-0262 INJECTOR DRAIN,9000,.50 BLFC #2 INJ,3.5 DLFC</p> <p>60385-0272 INJECTOR DRAIN,9000,.50 BLFC #2 INJ,4.0 DLFC</p> <p>60385-0282 INJECTOR DRAIN,9000,.50 BLFC #2 INJ,5.0 DLFC</p> <p>60385-02A2 INJECTOR DRAIN,9000,.50 BLFC #2 INJ,6.0 DLFC</p> <p>60385-0202 INJECTOR DRAIN,9000,.50 BLFC #2 INJ,BLANK DLFC</p> <p>60385-0372 INJECTOR DRAIN,9000,.50 BLFC #3 INJ,4.0 DLFC</p> <p>60385-0382 INJECTOR DRAIN,9000,.50 BLFC #3 INJ,5.0 DLFC</p> <p>60385-0133 INJECTOR DRAIN,9000,1.0 BLFC #1 INJ,2.0 DLFC</p> <p>60385-0143 INJECTOR DRAIN,9000,1.0 BLFC #1 INJ,2.4 DLFC</p> <p>60385-0163 INJECTOR DRAIN,9000,1.0 BLFC #1 INJ,3.5 DLFC</p> <p>60385-0233 INJECTOR DRAIN,9000,1.0 BLFC #2 INJ,2.0 DLFC</p> <p>60385-0243 INJECTOR DRAIN,9000,1.0 BLFC #2 INJ,2.4 DLFC</p> <p>60385-0253 INJECTOR DRAIN,9000,1.0 BLFC #2 INJ,3.0 DLFC</p> <p>60385-0263 INJECTOR DRAIN,9000,1.0 BLFC #2 INJ,3.5 DLFC</p> <p>60385-0273 INJECTOR DRAIN,9000,1.0 BLFC #2 INJ,4.0 DLFC</p> <p>60385-0353 INJECTOR DRAIN,9000,1.0 BLFC #3 INJ,3.0 DLFC</p> <p>60385-0373 INJECTOR DRAIN,9000,1.0 BLFC #3 INJ,4.0 DLFC</p> <p>60385-0383 INJECTOR DRAIN,9000,1.0 BLFC #3 INJ,5.0 DLFC</p> <p>60385-0393 INJECTOR DRAIN,9000,1.0 BLFC #3 INJ,7.0 DLFC</p> <p>60385-0120 INJECTOR DRAIN,9000,BLANK BLFC #1 INJ,1.5 DLFC</p> | <br>60385-XXXX |
| <br>13173-01 | <p><b>DLFC Flow Retainer - 4650, 5600, 5600SXT, 6700</b></p> <p>13173-01 RETAINER,DLFC BUTTON,W/O-RING</p>   | <br>13173-01 |
| <br>60384-X  | <p><b>Injector Assemblies Filters</b></p> <p><b>5600, 56SXT, 6700</b></p> <p>60384-0 INJECTOR ASSY,FILTER,5600,BLANK DLFC</p> <p>60384-2 INJECTOR ASSY,FILTER,5600,1.5 DLFC</p> <p>60384-3 INJECTOR ASSY,FILTER,5600, 2.0 DLFC</p> <p>60384-4 INJECTOR ASSY,FILTER,5600, 2.4 DLFC</p> <p>60384-5 INJECTOR ASSY,FILTER,5600, 3.0 DLFC</p> <p>60384-7 INJECTOR ASSY,FILTER,5600, 4.0 DLFC</p> <p>60384-8 INJECTOR ASSY,FILTER,5600, 5.0 DLFC</p> <p>60384-9 INJECTOR ASSY,FILTER,5600, 7.0 DLFC</p>  | <br>60384-X  |









| Part No   | Description  |   |
|---|--|---|
|    | <b>Injector Filter Plugs</b>   |   |
|   | <b>1500, 2510, 2750, 2850, 2850S, 2900, 2900S</b>  |   |
| 60374   | FLAT CAP ASSY,1600   |    |
| 10712   | FITTING,BRINE VALVE (Used w/10269 in place of brine valve)   | 10269 & 10712   |
| 10269   | NUT,JAM,3/4-16 (Used w/10712 in place of brine valve)  |   |
|    | <b>5600, 56SXT, 6700, ProFloSXT (5000)</b>   |   |
| 13918-01  | BLFC MODULE PLUG ASSY,W/O-RING   |   |
|    | <b>5600, 5600SXT,ProFloSXT (5000), 6700, 7000</b>  |   |
| 40947-01  | PLUG,BRINE VALVE,W/O-RING, 7000  |    |
|   | <b>5600, 56SXT, 6700</b>   |   |
| 10913BLK  | NOZZLE,INJECTOR,BLACK, UNDRILLED (Filters)   | 40947-01  |
|   | <b>7000</b>  |   |
| 40990-01  | PLUG,INJECTOR.W/O-RING FOR 7000 FILTER   |   |
|    | <b>Meters</b>  |   |
|   | <b>3/4" Brass</b>  |   |
| 60398   | METER ASSY,3/4"INLN,NPT,EXT, BRS BDY,PDL   |    |
| 60397   | METER ASSY,3/4"INLN,NPT,STD, BRS BDY,PDL   | 60397   |
| 60397NP   | METER ASSY,3/4"INLN,NPT,STD, BRS BDY,NP,PDL  |   |
| 60398   |  |   |
|   | <b>3/4" Plastic</b>  |   |
| 60088-180   | <b>2510 Mechanical</b><br>METER ASSY,3/4"DUAL PORT,SLIP, STD,RT ANG/180,PLAS,PDL,W/CLPS  |   |
| 60089-180   | METER ASSY,3/4"DUAL PORT,SLIP, EXT,RT ANG/180,PLAS,PDL,W/CLPS  | 60088-180   |
|  | <b>3/4" Dual Port</b>  |   |
| 60086   | <b>5600, 9000, 9100 Mechanical</b><br>METER ASSY,3/4"DUAL PORT,SLIP, STD,PLAS,PDL,W/CLPS   |  |
| 60087   | METER ASSY,3/4"DUAL PORT,SLIP, EXT,PLAS,PDL,W/CLPS ( <b>9000, 9100</b> )   | 60088-180   |
| 60089-180   | METER ASSY,3/4"DUAL PORT,SLIP, EXT,RT ANG/180,PLAS,PDL,W/CLPS ( <b>5600</b> )  |   |
| 60086   |  |   |
|  | <b>3/4" Dual Port</b>  |   |
| 60086-50  | <b>2510, 56SXT, 6700, ProFloSXT, 9000, 9100 Electronic</b><br>METER ASSY,3/4"DUAL PORT,SLIP, ELECTRONIC, PLAS,PDL,W/CLPS             |  |
| 60626   | METER ASSY,TURBINE,ELECTRONIC, 3/4" WITH CLIPS AND SCREWS  | 60626   |
| 60626-01  | METER ASSY,TURBINE,ELECTRONIC, 3/4" WITH CLIPS, SCREWS,MTR/CABLE   |   |
| 60086-50  |  |   |
|   | <b>3/4"-1" Brass</b>   |   |
| 60613   | <b>2750 (3/4" meter K-factor = 20 pulses per gallon; 1" meter K-factor = 8 ppg)</b><br>METER ASSY,1"INLN,NPT,ELECTRONIC, BRS BDY,PDL |  |
| 60613NP   | METER ASSY,1"INLN,NPT,ELECTRONIC, BRS BDY,NP,PDL   | 60613   |
| 60613-20  | METER ASSY,1"INLN,BSP/METRIC, BRS BDY,PDL,ELECTRONIC   |   |
| 60085   | METER ASSY,3/4"INLN,NPSM,STD, BRS BDY,PDL  |  |
| 60085NP   | METER ASSY,3/4"INLN,NPSM,STD, BRS BDY,NP,PDL   | 60613   |
| 60085HW   | METER ASSY,3/4"INLN,NPSM,STD, BRS BDY,HW,PDL   |   |
| 60387NP   | METER ASSY,3/4"INLN,NPSM/EXT, BRS BDY,NP,PDL   | 60387   |
| 60618   | METER ASSY,3/4"INLN,NPSM,ELECTRONIC, BRS BDY,PDL   |   |
| 60618NP   | METER ASSY,3/4"INLN,NPSM,ELECTRONIC, BRS BDY,NP,PDL  |   |
| 60387   | METER ASSY,3/4"INLN,NPSM/EXT, BRS BDY,PDL  |   |
| 60392   | METER ASSY,1"INLN,NPT,EXT, BRS BDY,PDL   |   |
| 60392NP   | METER ASSY,1"INLN,NPT,EXT, BRS BDY,NP,PDL  |   |
| 60391   | METER ASSY,1"INLN,NPT,STD, BRS BDY,PDL   |   |
| 60391NP   | METER ASSY,1"INLN,NPT,STD, BRS BDY,NP,PDL  |   |
| 60391HW   | METER ASSY,1"INLN,NPT,STD,BRS, HW,PDL  |   |

| Part No   | Description  |  |   |
|---|--|--|---|
|    | <b>3/4"-1.5" Turbine</b><br>61560<br>61560-01<br>61560-02<br>61560-03<br>61560-04<br>61560-05<br>61560-06<br>61560-07<br>61560-08<br>61560-09<br>61560-10<br>61560-11<br>61560-12<br>61560-13<br>61560-14  | <b>ELECTRONIC TURBINE METERS</b> ( <i>K-factor = 80 pulses per gallon</i> )<br>METER ASSY,1 1/2",INLN,NO CONNECTORS, ELECTRONIC,PLAS,W/O NIPPLES<br>METER ASSY,1",INLN,NPT,ELECTRONIC, PLAS,PLAS NIPPLES<br>METER ASSY,1",INLN,BSP,ELECTRONIC, PLAS,PLAS NIPPLES<br>METER ASSY,1 1/4"INLN,NPT,ELECTRONIC, PLAS,PLAS NIPPLES<br>METER ASSY,1 1/4"INLN,BSP,ELECTRONIC, PLAS,PLAS NIPPLES<br>METER ASSY,1"&1 1/4",INLN,SWEAT, ELECTRONIC<br>METER ASSY,1 1/4" & 1 1/2",INLN,SWEAT, ELECTRONIC<br>METER ASSY,1"INLN,NPT,ELECTRONIC, PLAS,BRASS NIPPLES<br>METER ASSY,1 1/4"INLN,BSP,ELECTRONIC, PLAS, BRASS NIPPLES<br>METER ASSY,1 1/2"INLN,NPT,ELECTRONIC, PLAS, BRASS NIPPLES<br>METER ASSY,1 1/2"INLN,BSP,ELECTRONIC, PLAS,BRASS NIPPLES<br>METER ASSY,3/4"INLN,NPT,ELECTRONIC, PLAS,PLAS NIPPLES<br>METER ASSY,3/4"INLN,BSP,ELECTRONIC, PLAS,PLAS NIPPLES<br>METER ASSY,1 1/2",INLN,NPT, ELECTRONIC, PLAS,PLAS NIPPLES<br>METER ASSY,1 1/2"INLN,BSP,ELECTRONIC, PLAS,PLAS NIPPLES   |    |
| 61560-XX  |  | 61560-XX   |   |
|    | <b>1" Dual Port</b><br>60389-20<br>60390-20<br>60622<br>60390<br>60390NP<br>60632<br>60389<br>60389NP<br>60612<br>60612NP  | <b>9000, 9100</b><br>METER ASSY,1"DUAL PORT,BSP/METRIC,STD, BRS BDY,PDL,W/CLPS<br>METER ASSY,1"DUAL PORT,BSP/METRIC, EXT,BRS BDY,560CD,PDL,W/CLPS<br>METER ASSY,1"DUAL PORT,NPT, ELEC,BRS BDY,PDL<br>METER ASSY,1"DUAL PORT,NPT,EXT, BRS BDY,PDL,W/CLPS<br>METER ASSY,1"DUAL PORT,NPT,EXT, BRS BDY,NP,PDL,W/CLPS<br>METER ASSY,1"DUAL PORT,NPT,EXT, BRS,HW,PDL<br>METER ASSY,1"DUAL PORT,NPT,STD, BRS BDY,PDL,W/CLPS<br>METER ASSY,1"DUAL PORT,NPT,STD, BRS BDY,NP,PDL,W/CLPS<br>METER ASSY,1"DUAL PORT,NPT,STD, BRS,HW,PDL<br>METER ASSY,1"DUAL PORT,NPT,STD, BRS,HW,NP,PDL   |    |
| 60389-20  |  | 60622  |   |
|    |  |    |   |
| 60390   |  | 60389  |   |
|  | 40577  | <b>7000, INLINE TURBINE METERS</b><br>METER ASSY,1 1/4"INLN,7000, SLIP, TURBINE ONLY, NO BODY  |   |
| 40577   |  |  |   |
|  | <b>1.5" Brass</b><br>60610-01<br>60610-01NP<br>60610-02<br>60610-02NP<br>60610-21<br>60610-21NP<br>60610-22<br>60610-22NP<br>60610-011<br>60611-01<br>60611-01NP<br>60611-02<br>60611-02NP<br>60611-22NP<br>60619-20<br>60614-20<br>60614<br>60614NP<br>60614-01 | <b>2850, 2850S, 9500</b> ( <i>K-factor = 4 pulses per gallon</i> )<br>METER ASSY,1 1/2"INLN,NPT,STD, BRS BDY,PDL<br>METER ASSY,1 1/2"INLN,NPT,STD, BRS BDY,NP,PDL<br>METER ASSY,1 1/2"INLN,NPT,EXT, BRS BDY,PDL<br>METER ASSY,1 1/2"INLN,NPT,EXT, BRS BDY, NP, PDL<br>METER ASSY,1 1/2"INLN,BSP/METRIC, STD,BRS BDY,PDL<br>METER ASSY,1 1/2"INLN,BSP/METRIC, STD,BRS BDY,NP,PDL<br>METER ASSY,1 1/2"INLN,BSP/METRIC, EXT,BRS BDY,PDL<br>METER ASSY,1 1/2"INLN,BSP/METRIC, EXT,BRS BDY,NP,PDL<br>METER ASSY,1 1/2"INLN,NPT,STD, BRS BDY,560CD,PDL<br>METER ASSY,1 1/2"INLN,NPT,STD, BRS BDY,PDL,SLV TO 1"<br>METER ASSY,1 1/2"INLN,NPT,STD, BRS BDY, NP, PDL,SLV TO 1"<br>METER ASSY,1 1/2"INLN,NPT,EXT, BRS BDY,PDL,SLV TO 1"<br>METER ASSY,1 1/2"INLN,NPT,EXT, BRS BDY, NP, PDL,SLV TO 1"<br>METER ASSY,1 1/2"INLN,BSP/METRIC, EXT,BRS BDY,PDL,SLV TO 1"<br>METER ASSY,1 1/2"INLN,BSP/METRIC, ELEC,BRS BDY, PDL<br>METER ASSY,1 1/2"INLN,BSP/METRIC, ELEC,BRS BDY,PDL,1"SLV<br>METER ASSY,1 1/2"INLN,NPT,ELECTRONIC, BRS BDY,PDL<br>METER ASSY,1 1/2"INLN,NPT,ELECTRONIC, BRS BDY,NP,PDL<br>METER ASSY,1 1/2"INLN,NPT,ELECTRONIC, BRS BDY,PDL,SLV TO 1" |  |
| 60610-01  |  | 60610-02   |   |
|  |  |   |   |
| 60619-20  |  | 60614  |   |
|  | <b>2" Plastic</b><br>60625<br>60625-01<br>60625-10<br>60625-11<br>60621<br>60621-01<br>60620<br>60620-01   | <b>2900, 2900S</b> ( <i>K-factor = 2 pulses per gallon</i> )<br>METER ASSY,2"INLN,NPT,ELECTRONIC, PLAS,W/PLAS NIPPLES,PDL<br>METER ASSY,2"INLN,NPT,ELECTRONIC, PLAS,W/BRS NIPPLES,PDL<br>METER ASSY,2"INLN,BSP,ELECTRONIC, PLAS,W/PLAS NIPPLES,PDL<br>METER ASSY,2"INLN,BSP,ELECTRONIC, PLAS,W/BRS NIPPLES,PDL<br>METER ASSY,2"INLN,NPT,EXT,PLASTIC, W/PLAS NIPPLES,PDL<br>METER ASSY,2"INLN,NPT,EXT,PLASTIC, BRS NIPPLES,PDL<br>METER ASSY,2"INLN,NPT,STD,PLASTIC, W/PLAS NIPPLES,PDL<br>METER ASSY,2"INLN,NPT,STD,PLASTIC, BRS NIPPLES,PDL   |  |
| 60625   |  | 60620  |   |












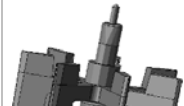


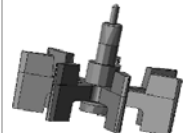

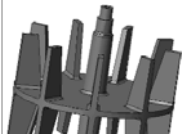


| Part No   | Description  |  |
|---|--|--|
|    | <b>2" Brass</b><br>2900, 2900S, 3150 (K-factor = 2 pulses per gallon)<br>60607NP METER ASSY,2"INLN,NPT,EXT, BRS BDY,NP,PDL,SLV TO 1 1/2"<br>60615 METER ASSY,2"INLN,NPT,ELECTRONIC, BRS BDY,PDL,SLV TO 1 1/2"<br>60615NP METER ASSY,2"INLN,NPT,ELECTRONIC, BRS BDY,NP,PDL,SLV TO 1 1/2"<br>60615-20 METER ASSY,2"INLN,BSP/MET,ELECTRONIC, BRS BDY,PDL,SLV TO 1 1/2"<br>60616 METER ASSY,2"INLN,NPT,ELECTRONIC, BRS BDY,PDL<br>60616NP METER ASSY,2"INLN,NPT,ELECTRONIC, BRS BDY, NP, PDL<br>60616-20 METER ASSY,2"INLN,BSP/METRIC,ELECTRONIC, BRS BDY,PDL<br>60393 METER ASSY,2"INLN,NPT,STD, BRS BDY,PDL<br>60393NP METER ASSY,2"INLN,NPT,STD, BRS BDY, NP, PDL<br>60394 METER ASSY,2"INLN,NPT,EXT, BRS BDY,PDL<br>60394NP METER ASSY,2"INLN,NPT,EXT, BRS BDY, NP, PDL<br>60394-20 METER ASSY,2"INLN,BSP/MET,EXT, BRS BDY,PDL<br>60394-20NP METER ASSY,2"INLN,BSP/MET,EXT, BRS BDY,NP,PDL<br>60399 METER ASSY,2"INLN,NPT,STD, BRS BDY,PDL,SLV TO 1 1/2"<br>60399NP METER ASSY,2"INLN,NPT,STD, BRS BDY,NP,PDL,SLV TO 1 1/2"<br>60399-02 METER ASSY,2"INLN,NPT,EXT, BRS BDY,PDL,SLV TO 1 1/2"<br>60621-10 METER ASSY,2"INLN,BSP/MET,EXT, PLAS,W/PLAS NIPPLES,PDL<br>60621-11 METER ASSY,2"INLN,BSP,EXT,PLASTIC, BRS NIPPLES,PDL<br>60393-20 METER ASSY,2"INLN,BSP/MET,STD, BRS BDY,PDL<br>60393-20NP METER ASSY,2"INLN,BSP/MET,STD, BRS BDY,NP,PDL<br>60620-10 METER ASSY,2"INLN,BSP,STD,PLASTIC, W/PLAS NIPPLES,PDL<br>60620-11 METER ASSY,2"INLN,BSP,STD,PLASTIC, BRS NIPPLES,PDL |   |
| 60616   |  | 60393  |
|    |  |  |
| 60394   |  |  |
|   | <b>3" Brass</b><br>3900 (K-factor = 0.67 pulses per gallon)<br>60617-10 METER ASSY,3"INLN,BSP/MET,ELECTRONIC, BRS,BDY,PDL<br>60608-22 METER ASSY,3"INLN,BSP/MET,EXT, BRS,PDL<br>60608-21 METER ASSY,3"INLN,BSP/MET,STD, BRS,PDL<br>60617 METER ASSY,3"INLN,NPT,ELECTRONIC, BRS BDY,PDL<br>60608-02 METER ASSY,3"INLN,NPT,EXT,BRS, PDL<br>60608-01 METER ASSY,3"INLN,NPT,STD,BRS, PDL   |    |
| 60608-01  |  | 60617  |
| <b>Meter Cables -- Electromechanical</b>  |  |  |
|  | <b>P/N / Inches</b>  | <b>Used On</b>   |
|   | 15526 / 5.625  | 1" Std. Range Remote Meter<br>1" Ext. Range Remote Meter<br>1.5" Std. Range Remote Meter<br>1.5" Ext. Range Remote Meter<br>3" Std. Range Reverse Mount Remote Meter<br>3" Ext. Range Reverse Mount Remote Meter |
| Meter Cable<br>Electromechanical  | 15455 / 6.25   | 1" Std. Range Reverse Mount Remote Meter<br>1" Ext. Range Reverse Mount Remote Meter<br>2" Std. Range Remote Meter<br>2" Ext. Range Remote Meter<br>2" Ext. Range Reverse Mount Remote Meter                     |
|   | 14910 / 6.75   | 5600 w/ 3/4" Ext. Range Right Angle Meter<br>5600 w/ 3/4" Std. Range Right Angle Meter   |
|   | 17629 / 7.25   | 1.5" Std. Range Reverse Mount Remote Meter<br>1.5" Ext. Range Reverse Mount Remote Meter<br>2" Std. Range Reverse Mount Remote Meter<br>3" Std. Range Remote Meter<br>3" Ext. Range Remote Meter                 |
|   |  | Meter Cable<br>Electromechanical   |









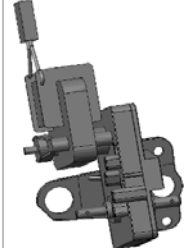
| Part No   |                | Description  |
|---|----------------|--|
| <br>Meter Cable<br>Electromechanical     | 14043 / 8.25   | 5000 w/ 3/4" Std. Range Meter<br>5000 w / 3/4" Ext. Range Meter<br>5600 w/ 3/4" Std. Range Meter   |
|   | 14968 / 10.50  | 2750 w/ 3/4" Std. Range Meter<br>2750 w/ 3/4" Ext. Range Meter<br>8500 w/ 3/4" Std. Range Right Angle Meter  |
|   | 14086 / 11.375 | 4600 w/ 3/4" Std. Range Meter  |
|   | 14730 / 13.00  | 2510 w/ 3/4" Std. Range Right Angle Meter<br>2510 w/ 3/4" Ext. Range Right Angle Meter   |
| <br>Meter Cable<br>Electromechanical   | 15425 / 13.25  | 9000 w/ 3/4" Std. Range Meter<br>9000 w/ 3/4" Ext. Range Meter   |
|   | 15216 / 15.25  | 2850/2850S w/1.5" Std. Range Meter w/ out union<br>2850/2850S w/1.5" Ext. Range Meter w/ out union<br>2900 w/2" Std. Range Meter<br>2900 w/2" Ext. Range Meter<br>3900 w/2" Std. Range Meter<br>3900 w/2" Ext. Range Meter<br>9000 w/1" Std. Range Meter<br>9000 w/1" Ext.. Range Meter                      |
|   | 17741 / 16.50  | 2850/2850S w/1" Std. Range Meter with union<br>2850/ 2850S w/1" Ext. Range Meter with union<br>2850/2850S w/ 1.5" Std. Range Meter with union<br>2850/2850S w/ 1.5" Ext. Range Meter with union  |
|   | 15513 / 17.50  | 2750 w/1" Std. Range Meter<br>2750 w/1" Ext. Range Meter<br>3150 w/1" Std. Range Meter<br>3150 w/1" Ext. Range Meter<br>3150 w/1.5" Std. Range Meter<br>3150 w/1.5" Ext. Range Meter<br>3150 w/2" Std. Range Meter<br>3150 w/2" Ext. Range Meter<br>3900 w/3" Std. Range Meter<br>3900 w/3" Ext. Range Meter |
| <br>Meter Cable<br>Electromechanical   | 17632 / 18.12  | 9500 w/1.5" Std. Range Meter w/ out union<br>9500 w/1.5" Ext. Range Meter w/ out union   |
|   | 17744 / 20.75  | 9500 w/1.5" Std. Range Meter with union<br>9500 w/1.5" Ext. Range Meter with union   |
| <br>Meter Cable<br>Electromechanical |                |  |

| Part No   | Description  |   |
|---|--|---|
| <b>Meter Cables -- Electronic</b>   |  |   |
|  <p>19791-01<br/>Turbine Cable</p>   | <p><b>P/N / Length</b></p> <p>19791-01 / 16.9" 5600SXT, 7000, 9100TS w/ 3/4" Turbine Meter W/Connector<br/> 19791-02 / 35" METER CABLE ASSY, TURBINE 35" W/Connector<br/> 19791-04 / 100" METER CABLE ASSY, TURBINE 100" W/Connector<br/> 19791-05 / 304" METER CABLE ASSY, TURBINE 304" W/Connector</p> <p><b>Used On</b></p> <p>19121-01 / 18" 6600 w/ 3/4" Electronic Meter<br/> 6700 w/ 3/4" Electronic Meter</p> <p>19121-02 / 1.8' 1" w/ 3200ET Remote Meter<br/> 1.5" w/ 3200ET Remote Meter<br/> 2" w/ 3200ET Remote Meter<br/> 3" w/ 3200ET Remote Meter</p>  |  <p>19791-01<br/>Turbine Cable</p>   |
|  <p>19121-01, -02, -03<br/>-04, -05<br/>Electronic Paddle<br/>Cable Bare Wires</p> | <p>19121-05 / 2.3' 1500 w/ Electronic Meter &amp; 3200ET Timer<br/> 2500 w/ Electronic Meter &amp; 3200ET Timer<br/> 2510 w/ Electronic Meter &amp; 3200ET Timer<br/> 2700 w/ Electronic Meter &amp; 3200ET Timer<br/> 2750 w/ Electronic Meter &amp; 3200ET Timer<br/> 2750 w/ Electronic Meter &amp; Systemax<br/> 2850 w/ Electronic Meter &amp; 3200ET Timer<br/> 2850 w/ Electronic Meter &amp; Systemax<br/> 2900 w/ Electronic Meter &amp; 3200ET Timer<br/> 2900 w/ Electronic Meter &amp; Systemax<br/> 9000 w/ Electronic Meter &amp; 3200ET Timer<br/> 9000 w/ Electronic Meter &amp; Systemax<br/> 9500 w/ Electronic Meter &amp; 3200ET Timer<br/> 2750 w/ Electronic Meter &amp; Systemax</p> <p>19121-03 / 8' 3150 w/ Electronic Meter &amp; 3200ET Timer<br/> 3150 w/ Electronic Meter &amp; Systemax<br/> 3900 w/ Electronic Meter &amp; 3200ET Timer<br/> 3900 w/ Electronic Meter &amp; Systemax</p> <p>19121-04 / 25' 1" Electronic Meter System 6<br/> 1" Electronic Meter System 7<br/> 1" Electronic Meter Systemax<br/> 1.5" Electronic Meter System 6<br/> 1.5" Electronic Meter System 7<br/> 1.5" Electronic Meter Systemax<br/> 2" Electronic Meter System 6<br/> 2" Electronic Meter System 7<br/> 2" Electronic Meter Systemax<br/> 3" Electronic Meter System 6<br/> 3" Electronic Meter System 7<br/> 3" Electronic Meter Systemax</p> |  <p>19121-01, -02, -03<br/>-04, -05<br/>Electronic Paddle<br/>Cable Bare Wires</p> |
|  <p>19121-08, -09, -10<br/>Electronic Paddle<br/>Cable w/Connector</p>           | <p>19121-08 / 2.9' Meter Cable 35" w/Connector for 3200NXT/3200XT/3200SXT<br/> 19121-09 / 8.3' Meter Cable 99.5" w/Connector for 3200NXT/3200XT/3200SXT<br/> 19121-10 / 25' Meter Cable 303.5" w/Connector for 3200NXT/3200XT/3200SXT</p>  |  <p>19121-08, -09, -10<br/>Electronic Paddle<br/>Cable w/Connector</p>           |


| Part No   | Description   |  |
|---|---|--|
| <b>Meter Cable Guide Assemblies</b>   |   |  |
| <b>Assembly PN 1500 &amp; 2750 / 3/4" Meter</b>                                   |   |  |
|  | 15625 15626.....Cable Guide Tube<br>17967.....Heyco Liquid Tight  | <br>15626   |
| 15307   | <b>2750 / 1" Meter</b><br>15441 15307.....Cable Guide Tube<br>17967.....Heyco Liquid Tight                  | <br>17967   |
| 17470   | <b>2850/2850S</b><br>17470 17745.....Cable Guide Tube<br>17967.....Heyco Liquid Tight                       | <br>17745   |
| 15158   | <b>2900/2900S</b><br>15879 15158.....Cable Guide Tube<br>17967.....Heyco Liquid Tight                       | <br>17745   |
| 17470   | <b>3150</b><br>17470 17745.....Cable Guide Tube<br>17967.....Heyco Liquid Tight                             | <br>17745  |
| 18717   | <b>3900</b><br>16821 18717.....Cable Guide Tube<br>17967.....Heyco Liquid Tight                             | <br>15368 |
| 17337   | <b>9000/9100</b><br>15368 15368.....Cable Guide Tube<br><br><b>9500</b><br>17337 17337.....Cable Guide Tube | <br>15368 |



| Part No  | Description          |  |   |
|--|----------------------|--|---|
| <b>Meter Caps</b>  |                      |  |   |
| <b>3/4" thru 2" Plastic Electromechanical</b>  |                      |  |   |
| <br>15150 & 15237 | 14038                | METER CAP ASSY,3/4 TO 2",STANDARD,PLASTIC,PADDLE       | <br>14038 & 15218      |
|  | 15150                | METER CAP ASSY,3/4 TO 2",EXTENDED,PLASTIC,PADDLE       |   |
| <b>3/4" thru 2" Brass Electromechanical</b>  |                      |  |   |
| <br>15659         | 15218                | METER CAP ASSY,3/4 TO 2",STANDARD,BRASS,PADDLE         | <br>14716              |
|  | 15237                | METER CAP ASSY,3/4 TO 2",EXTENDED,BRASS,PADDLE         |   |
| <b>3/4" thru 2" Electronic</b>   |                      |  |   |
| <br>15659         | 14716                | METER CAP ASSY,ELECTRONIC,PLASTIC,PADDLE               | <br>15452              |
|  | 15452                | METER CAP ASSY,R/ANGLE DRIVE USED FOR 0 AND 180 Degree |   |
| <br>16400        | 15659                | METER CAP ASSY,EXT,R/ANGLE                             | <br>16401              |
|  | 16401                | METER CAP ASSY,3900,EXT                                |   |
| <br>16400       | 16401NP              | METER CAP ASSY,3900,EXT,NP                             | <br>14716-1           |
|  | 16400                | METER CAP ASSY,3900,STD                                |   |
| <br>16400NP     | 16400NP              | METER CAP ASSY,3900,STD,NP                             | <br>13509 & 13509-01 |
|  | 16400NP              | METER CAP ASSY,3900,STD,NP                             |   |
| <b>3" Electronic 3200ET, 3200NT</b>  |                      |  |   |
| 14716-01   | METER CAP ASSY,3",ET |  | <br>16575            |
| <b>Meter Impellers</b>   |                      |  |   |
| <b>3/4" thru 1.5"</b>  |                      |  |   |
| <br>15374       | 13509                | IMPELLER,METER   | <br>13509 & 13509-01 |
|  | 13509-01             | IMPELLER,CELCON  |   |
| <b>3/4" thru 1.5" Hot Water</b>  |                      |  |   |
| <br>15374       | 2"                   | 2900, 2900S, 3150                                      | <br>16575            |
|  | 15374                | IMPELLER ASSY,2" METER                                 |   |
| <br>16575       | 3"                   | 3900,  | <br>16575            |
|  | 16575                | IMPELLER ASSY,3"                                       |   |

| Part No  | Description   |   |
|--|---|---|
| <b>Micro Switches</b>  |   |   |
| <br>10218         | <b>1500, 2510, 2750, 2850, 2850S, 2900, 2900S, 3900 Upper and Lower Drive Cam<br/>5600SXT, 6700</b><br>SWITCH,MICRO |   |
| 10896  | <b>2900, 3900 Brine Side Cam; 3200 Timer Homing</b><br>SWITCH,MICRO   |    |
| <br>15314         | <b>3210 Immediate Timer Switch, Twin Timer Homing Switch</b><br>SWITCH,MICRO,MODIFIED                               |   |
| 15320  | <b>3200 Cycle Switch, Twin Timer Cycle Switch</b><br>SWITCH,MICRO   |    |
| <br>16433         | <b>9000, 9100, 9500 Drive Cam</b><br>SWITCH,MICRO   |   |
| <b>Motors</b> <i>Listed volt-ampereage and amps are at rated voltage and frequency</i>             |   |   |
| <b>Timer Motor</b>   |   |   |
| 18826-1  | MOTOR,24V,50HZ 1/30 RPM, 3VA, 0.125 AMP   |   |
| 19659-1  | MOTOR,24V,60HZ 1/30 RPM, 3VA, 0.125 AMP   |   |
| 18752-1  | MOTOR,100V,50HZ 1/30 RPM, 3VA, 0.03 AMP   |   |
| 18743-1  | MOTOR,120V,60HZ 1/30 RPM, 3VA, 0.025 AMP  |   |
| 18824-1  | MOTOR,220V,50HZ 1/30 RPM, 3VA, 0.013 AMP  |   |
| 19660-1  | MOTOR,220V,60HZ 1/30 RPM, 3VA, 0.013 AMP  |   |
| <br>Timer Motor | <b>9000, 9100, 9500 Timer Motor (1 minute per pin)</b>  |  |
| 19169  | MOTOR,24V, 60HZ 1/15 RPM, 3VA, 0.125 AMP  |   |
| 19170  | MOTOR,120V, 60HZ 1/15 RPM, 3VA, 0.25 AMP  |   |
| 18825  | MOTOR,220V, 50HZ 1/15 RPM, 3VA, 0.013 AMP   |   |
| <b>Timer Motor</b>   | <b>Immediate Remote Meter Timer</b>   |   |
| 15459  | MOTOR,DRIVE,24V, 50/60HZ, 1RPM, 3VA, 0.125 AMP  |   |
| 14974  | MOTOR,DRIVE,120V, 60HZ, 1RPM, 3VA, 0.25 AMP   |   |
| 15443  | MOTOR,DRIVE,220V, 50HZ, 1RPM, 3VA, 0.013 AMP  |   |
| <b>Drive Motor</b>   | <b>1500, 2510, 2750, 2850, 2850S, 2900, 2900S Upper</b>   |   |
| 42579  | MOTOR,DRIVE,24V, 50/60HZ, 6VA, 0.25 AMP   |   |
| 41543  | MOTOR,DRIVE,120V, 50/60HZ, 57.5VA, 0.5 AMP  |   |
| 41545  | MOTOR,DRIVE,220V, 50/60HZ, 53.0/41.5VA, .28/.43 AMP   |   |
| <br>42580       | <b>2900 Lower</b>   |  |
| 42580  | MOTOR,DRIVE,24V, 50/60HZ, 6VA, 0.25 AMP   |   |
| 40387  | MOTOR,DRIVE,120V, 50/60HZ, 51VA, 0.5 AMP  |   |
| 40389  | MOTOR,DRIVE,220V, 50/60HZ, 41.5/34.5VA, 0.28 AMP  |   |

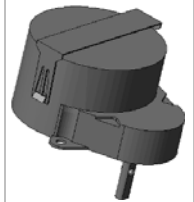
| Part No            | Description  |  |
|--------------------|--|--|
| <b>Drive Motor</b> | <b>3150, 3900</b>  |  |
| 42581              | MOTOR,DRIVE, 24V, 50/60HZ, 6VA, 0.25 AMP                       |  |
| 40392              | MOTOR,DRIVE,120V, 50/60HZ, 66VA, 0.7 AMP                       |  |
| 40390              | MOTOR,DRIVE,220V, 50/60HZ, 78.5VA, 0.6 AMP                     |  |
| <b>Timer/Drive</b> | <b>4650, 5600</b>  |  |
| 18826-1            | MOTOR,24V,50HZ 1/30 RPM, 3VA, 0.125 AMP                        |  |
| 19659-1            | MOTOR,24V,60HZ 1/30 RPM, 3VA, 0.125 AMP                        |  |
| 18752-1            | MOTOR,100V,50HZ 1/30 RPM, 3VA, 0.03 AMP                        |  |
| 18743-1            | MOTOR,120V,60HZ 1/30 RPM, 3VA, 0.025 AMP                       |  |
| 18824-1            | MOTOR,220V,50HZ 1/30 RPM, 3VA, 0.013 AMP                       |  |
| 19660-1            | MOTOR,220V,60HZ 1/30 RPM, 3VA, 0.013 AMP                       |  |
| <b>Drive Motor</b> | <b>56SXT, 6700, ProFlowSE (5000)</b>                           |  |
| 40251              | MOTOR,DRIVE,24V,50/60HZ,2RPM, 3VA, 0.125 AMP                   |  |
| <b>Drive Motor</b> | <b>7000</b>  |  |
| 40968              | MOTOR,DRIVE,24V,50/60HZ,1.8 RPM, 0.166 AMP                     |  |
| <b>Drive</b>       | <b>9000, 9100, 9500</b>  |  |
| 18737              | MOTOR,DRIVE,24V,50/60HZ 1RPM, 3.5VA, 0.18 AMP (WAS 61633-00)   |  |
| 18738              | MOTOR,DRIVE,120V,50/60HZ 1RPM, 3.5VA, 0.043 AMP (WAS 61633-01) |  |
| 18739              | MOTOR,DRIVE,220V,50/60HZ 1RPM, 2.5VA, 0.02 AMP (WAS 61633-02)  |  |



40251



Timer Motor



18737, 18738  
18739

| Part No  | Description  |
|--|--|
| <b><i>Program / Gallon Wheels</i></b>            |  |
| <b>5600</b>                                      |  |
| 60405-16   | PROGRAM WHEEL,W/35 DAY LABEL                               |
| <b>1500, 2510, 2750, 5600&amp; 9000</b>          |  |
| 60405-10   | PROGRAM WHEEL,W/3/4" STANDARD LABEL (0-2,100 GALLONS)      |
| 60405-11   | PROGRAM WHEEL,EXTENDED METRIC (0 - 8 M <sup>3</sup> )      |
| 60405-15   | PROGRAM WHEEL,W/3/4" STANDARD LABEL W/PEOPLE LABEL         |
| 60405-20   | PROGRAM WHEEL,W/3/4" EXTENDED LABEL (0 - 10,500 GALLONS)   |
| <b>2750, 2850, 2850S 9000 &amp; 9500</b>         |  |
| 60405-21   | PROGRAM WHEEL,EXTENDED METRIC (0 - 40 M <sup>3</sup> )     |
| 60405-30   | PROGRAM WHEEL,W/1" STANDARD LABEL (0 - 5,100 GALLONS)      |
| 60405-40   | PROGRAM WHEEL,W/1" EXTENDED LABEL (0 - 25,500 GALLONS)     |
| <b>2850, 2850S, 9500, 2900, 2900S &amp; 3150</b> |  |
| 60405-20   | PROGRAM WHEEL,W/1 1/2" STANDARD LABEL (0 - 10,500 GALLONS) |
| 60405-70   | PROGRAM WHEEL,W/1 1/2" EXTENDED LABEL (0 - 50,000 GALLONS) |
| <b>2900, 2900S, 3150 &amp; 3900</b>              |  |
| 60405-50   | PROGRAM WHEEL,W/2" STANDARD LABEL (0 - 21,000 GALLONS)     |
| 60405-60   | PROGRAM WHEEL,W/2" EXTENDED LABEL (0 - 100,000 GALLONS)    |
| <b>3900</b>                                      |  |
| 60405-61   | PROGRAM WHEEL,EXTENDED METRIC (0 - 375 M <sup>3</sup> )    |
| 60405-80   | PROGRAM WHEEL,W/3" STANDARD LABEL (0 - 63,750 GALLONS)     |
| 60405-90   | PROGRAM WHEEL,W/3" EXTENDED LABEL (0 - 320,000 GALLONS)    |





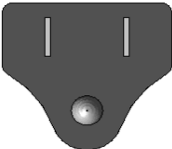











60405-XX











60405-XX










| Part No   | Description   |          |
|---|---|----------|
| <b>Pistons</b>  |   |          |
| <b>HWBP = Hard Water Bypass (Untreated Water During Regeneration) - White End Plug</b><br><b>NHWBP = No Hard Water Bypass (No Service Water During Regeneration) - Black End Plug</b> |   |          |
| <b>1500, 2510</b>   |   |          |
|   | 60090 PISTON ASSY,1500/2510 HWBP, COLD WATER<br>60101-01 PISTON ASSY,1500/2510/2750 NHWBP,DOWNFLOW,COLD WATER<br>60101-02 PISTON CONVERSION,NHWBP,1600,1650 1500/2510/2750, D/Flow<br>60091-HF PISTON ASSY,1500/2750 HOT WATER  |          |
| 60101-01  |   | 60090    |
| <b>2750, 2900 Upper (NOT 2900S)</b>   |   |          |
|   | 60090-HF PISTON ASSY,2750/2900, HWBP, COLD WATER<br>60101-01 PISTON ASSY,1500/2510/2750 NHWBP,DOWNFLOW,COLD WATER<br>60101-02 PISTON CONVERSION,NHWBP,1600,1650 1500/2510/2750, D/Flow<br>60101-03 PISTON CONVERSION,2750 NHWBP 1700 D/Flow<br>60091-HF PISTON ASSY,1500-2750 HOT WATER<br>60090-10 PISTON ASSY,2750/2900 UPFLOW<br>60101-00 PISTON ASSY,2750,FILTER,D/F CONVERSION,NHWBP   |          |
| 60101-10  |   | 60101-02 |
| <b>2850 (NOT 2850S)</b>   |   |          |
|   | 60105 PISTON ASSY,2850, HWBP, COLD WATER<br>60114-01 PISTON ASSY,2850,NHWBP, COLD WATER<br>60114-00 PISTON ASSY,FILTER,2850 CONVERSION,NHWBP<br>60114-02 PISTON ASSY,2850,1600/1650 CONVERSION,NHWBP<br>60114-03 PISTON ASSY,2850,1700/1710 CONVERSION,NHWBP<br>60105-01 PISTON ASSY,2850,HOT WATER   |          |
| 60105-01  |   | 60105    |
| <b>2850S (NOT 2850)</b>   |   |          |
|   | 61630-00 PISTON ASSY,2850S,HWBP,COLD WATER<br>61630-01HW PISTON ASSY,2850S,HWBP,HOT WATER<br>61631-00 PISTON CONVERSION,2850S,NHWBP   |          |
| 61631-00  |   | 61630-00 |
| <b>2900, 2900S</b>  |   |          |
|   | 60090-HF PISTON ASSY,2750/2900 UPPER, HWBP, COLD WATER (NOT FOR 2900S)<br>61540 PISTON ASSY,2900S UPPER (NOT FOR 2900)<br>60103 PISTON ASSY,2900,HWBP LOWER (2900S SEPARATE SOURCE REGEN)<br>61550 PISTON ASSY,2900S,HWBP LOWER<br>60104 PISTON ASSY,2900,NHWBP LOWER (2900S SEPARATE SOURCE REGEN)<br>60091-HF PISTON ASSY,1500/2750/2900 UPPER HOT WATER (NOT FOR 2900S)<br>60103-01 PISTON ASSY,2900,HWBP,HOT WATER LOWER (NOT FOR 2900S)<br>60104-01 PISTON ASSY,2900,NHWBP,HOT WATER LOWER (NOT FOR 2900S)<br>61540-01 PISTON ASSY,2900S,DOWN FLOW,UPPR,HOT WATER (NOT FOR 2900)<br>61550-03 PISTON ASSY,2900S,HWBP,LOWER,HOT WATER<br>61555-03 PISTON ASSY,2900S,NHWBP,LOWER,HOT WATER<br>61545 PISTON ASSY,2900S,UP FLOW,UPPER<br>61545-01 PISTON ASSY,2900S,UP FLOW,UPPER,HOT WATER |          |
| 60103   |   | 60104    |

| Part No   | Description                                  |  |
|-----------|--|--|
|           | <b>3150</b>                                  |  |
| 60106-00  | PISTON ASSY,3150/3900 UPPER HWBP, COLD WATER |             |
| 60113-01  | PISTON ASSY,3150,NHWBP,D/FLOW                |  |
| 60106-01  | PISTON ASSY,3150,HWBP,HOT WATER 180 DEGREES  |  |
| 60106-10  | PISTON ASSY,3150,UPFLOW                      |  |
|           | <b>3900</b>                                  |  |
| 60106-00  | PISTON ASSY,3900 UPPER/3150 STD              |             |
| 60107-00  | PISTON ASSY,3900,HWBP,LOWER                  |  |
| 60107-10  | PISTON ASSY,3900,NHWBP,LOWER                 |  |
|           | <b>ProFloSXT (5000)</b>                      |  |
| 60115-00  | PISTON ASSY,5000,STD,DOWNFLOW                |            |
| 60115-10  | PISTON ASSY,5000,UPFLOW                      |  |
|           | <b>4650, 5600</b>                            |  |
| 60102-00  | PISTON ASSY,5600,STD                         |           |
| 60102-10  | PISTON ASSY,5600,GREENSAND/FILTER            |  |
| 60102-20  | PISTON ASSY,5600,LOW WATER                   |  |
| 60102-031 | PISTON ASSY,4650,560CD,HOT WATER             |  |
| 60102-60  | PISTON ASSY,5600,UPFLOW                      |  |
|           | <b>5600SXT, 6700</b>                         |  |
| 60102-71  | PISTON ASSY,6600,DOWNFLOW                    |           |
| 60102-62  | PISTON ASSY,5600SXT / 6700,UPFLOW            |  |
|           | <b>7000</b>                                  |  |
| 61452-20  | PISTON ASSY,7000,FILTER, 35GPM               |           |
| 61453-10  | PISTON ASSY,7000,SOFTENER,D/F,28GPM          |  |
| 61452-10  | PISTON ASSY,7000,SOFTENER,D/F,35GPM          |  |
|           | <b>9000, 9100, 9100TS</b>                    |  |
| 60400     | PISTON ASSY,9000, TOP                        |           |
| 60400-01  | PISTON ASSY,9000, TOP,HW                     |  |
| 60401     | PISTON ASSY,9000,LOWER                       |  |
| 60401-01  | PISTON ASSY,9000,LOWER,HW                    |  |
|           | <b>9500</b>                                  |  |
| 60109     | PISTON ASSY,9500,LOWER                       |           |
| 60109-01  | PISTON ASSY,9500,HW,LOWER                    |  |
| 60108     | PISTON ASSY,9500,UPPER                       |  |
| 60108-01  | PISTON ASSY,9500,UPPER,HW                    |  |
| 60115-00  |  | <br>60115-00  |
| 60102-71  |  | <br>60102-71 |
| 60400     |  | <br>60400   |
| 60109     |  | <br>60109   |

| Part No  | Description  |  |
|--|--|--|
| <b>Power Cords</b>   |  |  |
| <br>North American Plug | <b>1500, 2510, 2750, 2850, 9000, 9100, 9500</b><br>11838 POWER CORD,6'FLECK,FLAT,NORTH AMERICAN PLUG<br>40084-12 POWER CORD,12'US,RND,120V, NORTH AMERICAN PLUG<br>40085-12 POWER CORD,12'US,ROUND,240V, NORTH AMERICAN PLUG<br>14678 POWER CORD,US,220/60, NORTH AMERICAN PLUG<br>19885-01 POWER CORD ASSY,JAPANESE PLUG<br>19303-01 POWER CORD ASSY,AUSTRALIAN PLUG<br>11545-01 POWER CORD ASSY,4'BLACK,EUROPEAN PLUG<br>14383 WIRE,BLUE,11.8"<br>14382 WIRE,WHITE,11.8" | <br>Australian Plug |
| <br>Japanese Plug       | <b>5600</b><br>14678 POWER CORD,US,220/60, NORTH AMERICAN PLUG<br>11842-12 POWER CORD,12', NORTH AMERICAN PLUG<br>11842 POWER CORD,7', NORTH AMERICAN PLUG<br>11545 POWER CORD,4'EUROPEAN PLUG,BLACK<br>19303 POWER CORD,8',AUSTRALIAN PLUG<br>19885 POWER CORD,JAPANESE PLUG,110V/120V<br>14383 WIRE,BLUE,11.8"<br>14382 WIRE,WHITE,11.8"   | <br>European Plug   |
| <br>Power Cord         | <b>2900, 3150, 3900, Also used when a valve has a Terminal Block</b><br>40084-12 POWER CORD,12'US,RND,120V, NORTH AMERICAN PLUG<br>40085-12 POWER CORD,12'US,ROUND,240V, NORTH AMERICAN PLUG<br>19303 POWER CORD,8',AUSTRALIAN PLUG<br>11545 POWER CORD,4'EUROPEAN PLUG,BLACK<br>19885 POWER CORD,JAPANESE PLUG,110V/120V<br>14383 WIRE,BLUE,11.8"<br>14382 WIRE,WHITE,11.8"   | <br>Power Cord     |
| <b>Puller Tool</b>   |  |  |
| <br>12874             | 13061 PULLER ASSY,1500, 2510, 2750, 5600, 6700, ProFloSXT (5000), 2900 Upper<br>42228 PULLER ASSY,2850S<br>17623 PULLER TOOL ASSY,2850/9500<br>12682 PULLER TOOL ASSY,2900 LOWER/3150<br>12874 HOOK,SEAL   | <br>Puller        |
| <b>Safety Brine Valve</b>  |  |  |
| <b>Commercial</b>  |  |  |
| <br>60014             | 60038 SAFETY BRINE VALVE,2350  | <br>60027-FFA     |
| <b>Residential</b>   |  |  |
| <br>60014             | 60014 SAFETY BRINE VALVE ASSY,2310<br>60027-FFS SAFETY BRINE VALVE BODY FITTING FACING STUD<br>60027-FFA SAFETY BRINE VALVE BODY,2300 FITTING FACING ARM<br>60067-01 SAFETY BRINE VALVE/FLOAT ASSY 2300,FITTING FACING STUD,30"ROD<br>60067-02 SAFETY BRINE VALVE/FLOAT ASSY 2300,FITTING FACING ARM,30"ROD<br>60067-03 SAFETY BRINE VALVE/FLOAT ASSY 2310,W/30"ROD  | <br>60067-01      |

| Part No   | Description   |   |
|---|---|---|
|    | <b>Safety Brine Valve Float</b>                                 |   |
|   | <b>Commercial</b>   |   |
| 60026-30  | FLOAT ASSY,400A/2350,30" RED/WHT,WAS 60026                      |   |
|   | 60026-30SAN   | FLOAT ASSY,400A/2350,30",HW WAS 60026SAN  |
|   | <b>Residential</b>  |   |
| 60028-30  | FLOAT ASSY,2300,30" ROD,BLUE/WHITE WAS 60028                    |   |
| 60068-30  | FLOAT ASSY,2310,W/30" ROD WAS 60068                             |    |
|   | 60068-30  |   |
|   | <b>Seal &amp; Spacer Kits</b>                                   |   |
|    | <b>1500, 2510, 2750</b>   |   |
| 600121  | SEALS & SPACER,KIT,1500, 2510, 2750                             |   |
|   | 60121-10  | SEAL & SPACER KIT,2750,SILICONE   |
|   | 60122   | SEAL & SPACER KIT,1500, 2750,H/W  |
|   | <b>2850</b>   |   |
| 60129   | SEAL & SPACER KIT,2850, BRASS SPACER, HOT & COLD WATER          |   |
| 60129-20  | SEAL & SPACER KIT,2850, PIASTIC SPACER                          |   |
| 60129-30  | SEAL & SPACER KIT,2850, PIASTIC SPACER, CHEM RESISTENT SEAL     |    |
|   | 60129   |   |
|   | <b>2850S</b>  |   |
|    | SEAL & SPACER KIT,2850S   |   |
| 61632   | 61632-20  | SEAL & SPACER KIT,2850S,H/W   |
|   | 61632-30  | SEAL & SPACER KIT,2850S,559PE CHEM RESISTENT SEAL                                     |
|   | <b>2900</b>   |   |
| 60128   | SEAL & SPACER KIT,2900,2900S,LOWER                              |   |
| 60128-01  | SEAL & SPACER KIT,2900, 2900S LWR,HW                            |   |
| 60128-10  | SEAL & SPACER KIT,2900, 2900S, LWR,SILICONE CHEM RESISTENT SEAL |   |
| 60121   | SEALS & SPACER,KIT,1500, 2510, 2750, 2900 UPPER                 |   |
| 60121-10  | SEAL & SPACER KIT,2750, 2900 UPPER, SILICONE                    |   |
| 60121-20  | SEALS & SPACERS,2750, 2900 UPPER, U/F                           |  |
|   | 60128   |   |
|   | <b>2900S</b>  |   |
|  | SEAL & SPACER KIT,2900S,UPPER                                   |   |
| 60128   | 61530-01  | SEAL & SPACER KIT,2900S,UPR,HW  |
|   | 61530-02  | SEAL&SPACER KIT,2900S,UPR,VITON CHEM RESISTENT SEAL                                   |
| 60128   | SEAL & SPACER KIT,2900,2900S,LOWER                              |   |
| 60128-10  | SEAL & SPACER KIT,2900, 2900S, LWR,SILICONE CHEM RESISTENT SEAL |  |
| 60128-01  | SEAL & SPACER KIT,2900, 2900S LWR,HW                            | 61530   |



| Part No   | Description  |   |
|---|--|---|
|    | <b>3150, 3900 UPPER</b><br>60131 SEAL & SPACER KIT,3150, 3900 UPPER<br>60131-10 SEAL & SPACER KIT,3150,3900 UPPER, SILICONE CHEM RESISTENT SEAL<br>60131-01 SEAL & SPACER KIT,HW,180 DEGREES, 3150, 3900 UPPER   |    |
| 60132   | <b>3900</b><br>60132 SEAL & SPACER KIT,3900,LOWER<br>60132-10 SEAL & SPACER KIT,3900,558BP CHEM RESISTENT SEAL   | 60131   |
|    | <b>4650</b><br>60125-05 SEAL & SPACER KIT,4650,HOT WTR   |    |
| 60120   | <b>4650, 5600, 56SXT, 6700</b><br>60125 SEAL & SPACER KIT,5600, 56SXT, 6700<br>60125-02 SEAL & SPACER KIT,FAST CYCLE,5600<br>60125-15 SEAL & SPACER KIT,5600, 56SXT, 6700, BLUE SILICONE CHEM RESISTENT SEAL   | 60125   |
|    | <b>ProFloSXT (5000)</b><br>60120 SEAL & SPACER KIT,5000  |    |
| 60125   | <b>7000</b><br>61438 SEAL&SPACER KIT,7000  | 61438   |
|  | <b>9000, 9100</b><br>60125 SEAL & SPACER KIT, 9000/9100 UPPER<br>60421 SEAL & SPACER KIT,9000/9100,BOTTOM<br>60421HW SEAL & SPACER KIT,9000,BOTTOM<br>60125HW SEAL & SPACER KIT,9000 UPPER<br>60125-15 SEAL & SPACER KIT, 9000/9100 UPPER BLUE SILICONE CHEM RESISTENT SEAL  |    |
| 60133-01  | <b>9500</b><br>60133-01 SEAL & SPACER KIT,9500,LOWER, BRASS SPACER, HOT & COLD WATER<br>60133-20 SEAL & SPACER KIT,9500,LOWER, PLASTIC SPACER<br>60133-30 SEAL & SPACER KIT,9500,LOWER, PLASTIC SPACER, 559PE CHEM RESISTENT SEAL<br>60134 SEAL & SPACER KIT,9500,UPPER, BRASS SPACER, HOT & COLD WATER<br>60134-20 SEAL & SPACER KIT,9500,UPPER, PLASTIC SPACER<br>60134-30 SEAL & SPACER KIT,9500,UPPER, PLASTIC SPACER, 559PE CHEM RESISTENT SEAL | 60421   |
|   |  |  |
|   |  | 60134   |

| Part No | Description |
|---------|-------------|
|---------|-------------|

**Service Repair Tool Kits**


- Includes commonly used service parts & tools in a tool box*
- Injectors / screens / Injector gaskets
  - Seal & spacer kits / Silicone / Stuffer / Puller / Seal hook
  - Piston assemblies
  - Meter repair parts
  - Brine valves and brine valve repair parts
  - Brine line flow controls
  - Micro-switches / cams / timer repair parts
  - Drain line flow controls
  - Screwdriver / nut driver and other tools

- 6013  
Spec 60136-2510 SERVICE REPAIR KIT, 2510
- 6013  
Spec 60136-2850 SERVICE REPAIR KIT, 2850
- 6013  
Spec 60136-2900 SERVICE REPAIR KIT, 2750/2900/2900S
- 6013  
Spec 60136-3900 SERVICE REPAIR KIT, 3150/3900
- 6013  
Spec 60136-5600 SERVICE REPAIR KIT, 5600
- 6013  
Spec 60136-9000 SERVICE REPAIR KIT, 9000/9100
- 6013  
Spec 60136-9000 SERVICE REPAIR KIT, 9000/9100
- 6013  
Spec 60136-9500 SERVICE REPAIR KIT, 9500

**Service Tools**

- Pullers* See Puller Tool section
- Silicon* See Silicon
- Stuffers* See Stuffer Tool section












- 12874 HOOK,SEAL
- 13759 TOOL,DLFC RETAINER (used on 13173-01) - 4650, 5600, 5600SXT, 6700, 9000, 9100






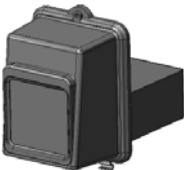


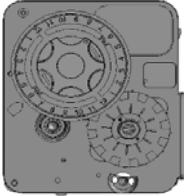

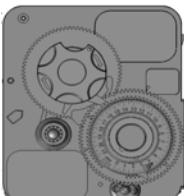



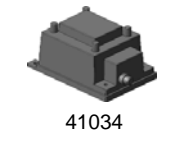





12874



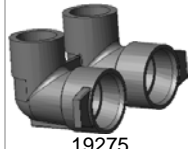




13759

| Part No   | Description   |   |
|---|---|---|
|    | <b>Meter Checker Kit - Test Electro-Mechanical Meters</b>           |   |
| 60460   | METER CHECKER KIT, 3/4"-2" STANDARD RANGE                           |   |
| 60460-01  | METER CHECKER KIT, 3/4" STANDARD RANGE RIGHT ANGLE                  |   |
| 60461   | METER CHECKER KIT, 3/4"-2" EXTENDED RANGE                           |   |
| 60462   | METER CHECKER KIT,3"  |   |
| 60460   |   |   |
|   | <b>Bypass Wrench - Used on 60049 Plastic Bypass</b>                 |   |
| 41891   | TOOL,WRENCH,PLASTIC BYPASS  |    |
|   |   | 41891   |
|   | <b>Miscellaneous Tools</b>  |   |
|    | 12664 NUT DRIVER,1/4"   |   |
|   | 16908 BIT,LARGE PHILLIPS  |   |
|   | 12668 BIT,INJECTOR NOZZLE   |   |
|   | 12669 BIT,INJECTOR THROAT   |   |
|   | 16906 BIT, ADAPTER, MAGNETIC 5/16" HEX NUT , 1/4" DRIVE SHAFT       |   |
| 12668   | 12665 SOCKET,7/16"  |    |
|   | 16910 SOCKET,1/2" TAPERED   |   |
|   | 16909 BIT,5/16" NUT   |   |
|   |   | 12669   |
|   | <b>Service Valve Operator (SVO)</b>                                 |   |
|   | 60150 SVO ASSY,1600, OLD STYLE (2850)                               |   |
|   | 60150-01 SVO ASSY,1600, NEW STYLE                                   |   |
|   | 60150-3150 SVO ASSY,3150/3900                                       |   |
| 60150-01  |   | 60150-01  |
|   | <b>Sidemount Adapters</b>   |   |
|  | 61414 ADAPTER ASSY,SDMNT,3150, ROTATING                             |   |
|   | 61414NP ADAPTER ASSY,SDMNT,3150, NICKEL PLATED ROTATING             |   |
|   | 61415 ADAPTER ASSY,SIDEMOUNT , 2850/2900                            |   |
| 61414   | 61415NP ADAPTER ASSY,SIDEMOUNT , 2850/2900, NICKEL PLATED           |   |
|   | 61415-20 ADAPTER ASSY,SIDEMOUNT,BSP/MTC, 2850/2900                  |   |
|   | 61415-20NP ADAPTER ASSY,SIDEMOUNT,BSP/MTC, 2850/2900, NICKEL PLATED |   |
|  | 61417 ADAPTER ASSY,SDMNT,3900                                       |   |
|   | 61417-22 ADAPTER ASSY,SDMNT,3900, BSP/METRIC                        |   |
|   | 61418 ADAPTER ASSY,SDMNT,3150, FIXED                                |   |
| 61418   | 61418-22 ADAPTER ASSY,SDMNT,3150, BSP/METRIC, FIXED                 |  |
|   |   | 61417   |
|   | <b>Silicone Lube</b>  |   |
|   | 16174 SILICONE,2 OZ TUBE  |   |
|   | 16586-8 SILICONE,DOW #7 8 LB  |  |
|   |   | Silicone  |
|   | <b>Skipper Wheel</b>  |   |
|  | 14860 SKIPPER WHEEL ASSY,7 DAY                                      |   |
|   | 14381 SKIPPER WHEEL ASSY,12 DAY                                     |   |
| 14860   |   |   |

| Part No   | Description   |   |
|---|---|---|
| <b>Stuffer Tools</b>  |   |   |
|  | 11098 STUFFER TOOL ASSY, 1500, 2510, 2750, 2900 UPPER                                 |   |
|   | 12683 STUFFER TOOL ASSY, 2900 LOWER, 3150, 3900 UPPER                                 |   |
|   | 12763 STUFFER TOOL ASSY, ProFloSXT, 5600, 6700, 9000, 9100                            |   |
|   | 12763-10 STUFFER TOOL ASSY,7000   |   |
|   | 16516 STUFFER ASSY,2850/9500  |   |
|   | 42227 STUFFER ASSY,2850S  |   |
| Stuffer   |   | Stuffer   |
| <b>Timers &amp; Controls - Electronic</b>   |   |   |
| <b>SXT Timers</b>   |   |   |
|  | 42739 TIMER ASSY,SXT,PROFLO/5000  |   |
|   | 42778 TIMER ASSY,SXT,2510/2750/2850/2850S   |   |
| 42778   | 42777 TIMER ASSY,SXT,9000/9100/9500   |   |
|   | 61673-0201 TIMER ASSY,56SXT,FRONT CRV,BLK   |    |
|   | 61672-0201 TIMER ASSY,56SXT,FRONT SQR,BLK   | 61673-0201  |
|   | 61696 CIRCUIT BOARD,7000SXT   |   |
| <b>XT Timers</b>  |   |   |
|  | 42466-01 TIMER ASSY,XT,RIGHT HINGED, 2510, 2750, 2850, 2850S, 2900, 2900S, 3150, 3900 |   |
|   | 42466-02 TIMER ASSY,XT,LEFT HINGED, 9000, 9100, 9500                                  |   |
| 42466-XX  | <b>XTR Timers</b>   |    |
|   | 42274 TIMER ASSY,6700XTR  | 42274   |
|   | 61656 CIRCUIT BOARD ASSY,7000XTR  |   |
| <b>NXT Timers</b>   |   |   |
|   | 42466-11 TIMER ASSY,3200NXT   |   |
|   | 42466-21 TIMER ASSY,3214NXT   |   |
|   | 61784-01 KIT,KEYPAD/CIRCUIT BOARD,48-00ES,3214NXT                                     |   |
|   | 61784-02 KIT,KEYPAD/CIRCUIT BOARD,51-09ES,3214NXT                                     |   |
| <b>NXT Timer Conversion Kits</b>  |   |   |
|   | 61683-02 TIMER KIT,CONVERSION,3200NXT, DUPLEX   |   |
|   | 61683-03 TIMER KIT,CONVERSION,3200NXT, TRIPLEX  |   |
|   | 61683-04 TIMER KIT,CONVERSION,3200NXT, QUAD   |   |
|   | 61763 KIT,COMMUNICATION,CABLE,CAT 5 (Used with all NXT Timers)                        |   |
| <b>U440 Freshpoint Timers</b>   |   |   |
|   | 61592-01 TIMER ASSY,U440, W/TRANSFORMER U.S. 120V -24V                                |   |
|   | 61592-04 TIMER ASSY,U440, W/TRANSFORMER 230V - 24V AUSTRALIA PLUG                     |   |
|   | 61592-03 TIMER ASSY,U440, W/TRANSFORMER 230V - 24V EUROPEAN PLUG                      |  |
|   |   | 61592-XX  |

| Part No  | Description |   |
|--|-------------|---|
| <b>Timers &amp; Controls - Electro-Mechanical</b>  |             |   |
| <i>All electro-mechanical timers are configured items. Contact distributor for their PN.</i> |             |   |
|             | 3200        | <b>Time Clock</b><br>- 7 or 12 Day Skipper Wheel<br>- Adjustable Time of Regeneration<br>- 2 Minute Per Pin, 1/30 RPM Motor<br>- Auxiliary Timer Switch (optional)                          |
| 3200 Timer   |             |   |
|             | 3210        | <b>Metered Delayed</b><br>- Adjustable Time of Regeneration<br>- 2 Minute Per Pin, 1/30 RPM Motor<br>- Auxiliary Timer Switch (optional)  |
| 3210 Timer   |             |   |
|             | 3220        | <b>Metered Immediate</b><br>- Immediate Regeneration<br>- 2 Minute Per Pin, 1/30 RPM Motor<br>- Auxiliary Timer Switch (optional)   |
| 3220 Timer   |             |   |
|            | 3230        | <b>Remote Signal Start</b><br>- Regeneration starts after 6 minute powered signal<br>- 2 Minute Per Pin, 1/30 RPM Motor<br>- Auxiliary Timer Switch (optional)                              |
| 3230 Timer   |             |   |
|           | 3240        | <b>Remote Meter with Immediate Regeneration</b><br>- Sends 6 minute powered signal<br>- 1 RPM Motor<br>- Terminal Block   |
| 3240 Timer   |             |   |
|           | 3250        | <b>Remote Meter with Delayed Regeneration</b><br>- Adjustable Time of Regeneration<br>- 2 Minute Per Pin, 1/30 RPM Motor<br>- 3 Pins to Send 6 Minute Electrical Signal<br>- Terminal Block |
| 3250 Timer   |             |   |
|           | Twin Tank   | <b>Twin Tank Timer with Metered Immediate Regeneration</b><br>- 2 Minute Per Pin, 1/30 RPM Motor<br>- 1 Minute Per Pin, 1/15 RPM Motor<br>- Auxiliary Timer Switch (optional)               |
| Twin Tank Timer  |             |   |
| <b>Transformers</b>  |             |   |
| <b>9.6VA Bare Wires on Control Side</b>  |             |   |
|  | 41475       | TRANSFORMER,24V,9.6VA,EUROPEAN  |
|  | 19674       | TRANSFORMER,US,24V,9.6VA  |
|  | 43212       | TRANSFORMER,AUST,230V/24V, 9.6VA  |
|           |             |   |
| 40981  |             |   |
| <b>9.6VA w/Connector</b>   |             |   |
|  | 40981       | TRANSFORMER,US,24V,9.6VA,7000   |
|  | 41086       | TRANSFORMER ASSY,230/24V,7000 EUROPEAN VERSION W/TERMINALS  |
|  | 43248       | TRANSFORMER,AUST,230V/24V, 9.6VA,W/CONN   |
|           |             |   |
|         |             |   |
| 19674  |             |   |
| <b>40VA Bare Wires on Control Side</b>   |             |   |
|  | 42469       | TRANSFORMER,US,120/24V,40VA   |
|         |             |   |
| 42469  |             |   |
| <b>108VA Bare Wires on Control Side</b>  |             |   |
|  | 41034       | TRANSFORMER,US 120V/24V,108VA   |
|  | 41049       | TRANSFORMER,EURO,230V/24V, 108VA  |
|  | 41050       | TRANSFORMER,AUST,230V/24V, 108VA  |
|           |             |   |
| 41034  |             |   |

| Part No   | Description            |  |   |  |
|---|------------------------|--|---|--|
| <b>Yokes</b>  |                        |  |   |  |
| <br>19620-01 | 18706-12               | YOKE,3/4",BSP,PLASTIC                                  | <br>18706-02 |  |
|   | 18706-02               | YOKE,3/4",NPT,PLASTIC                                  |   |  |
|   | 41027-01               | YOKE,3/4",NPT,STAINLESS                                |   |  |
|   | 41027-02               | YOKE,3/4",BSP,CAST,STAINLESS                           |   |  |
|   | 42690                  | YOKE,3/4",SWEAT  |   |  |
|   | 42690NP                | YOKE,3/4",SWEAT/NP                                     |   |  |
|   | 19620-01               | YOKE ASSY,3/4",R/ANGLE,90 DEG. W/O-RINGS,CLIP & SCREWS |   |  |
|   | 19275                  | YOKE,ANGLE 90 DEG. 3/4-14,NPT                          |   | <br>19275 |
|   | 19275-45               | YOKE,ANGLE 90 DEG.,3/4 SWEAT                           |   |  |
|   | 19275-45NP             | YOKE,ANGLE 90 DEG.,3/4 SWEAT NP                        |   |  |
| <br>40636    | 40636                  | YOKE,1 1/4",NPT  | <br>18706    |  |
|   | 40636-49               | YOKE,1 1/4",SWEAT                                      |   |  |
|   | 18706-10               | YOKE,1",BSP,PLASTIC                                    |   |  |
|   | 18706                  | YOKE,1",NPT,PLASTIC                                    |   |  |
|   | 13708-40               | YOKE,1",SWEAT  |   |  |
|   | 13708-40NP             | YOKE,1",SWEAT/NP                                       |   |  |
| <b>Abbreviations</b>  |                        |  |   |  |
| BDY   | Body                   |  |   |  |
| BRS   | Brass                  |  |   |  |
| D/F   | Down Flow              |  |   |  |
| ENV   | Environmental          |  |   |  |
| EXT   | Extended Range         |  |   |  |
| HW  | Hot Water              |  |   |  |
| HWBP  | Hard Water Bypass      |  |   |  |
| LWR   | Lower                  |  |   |  |
| MET   | Metric                 |  |   |  |
| NHWBP   | No Hard Water Bypass   |  |   |  |
| NP  | Nickel Plated          |  |   |  |
| PDL   | Paddle Wheel           |  |   |  |
| SLV   | Sleeve                 |  |   |  |
| STD   | Standard Range         |  |   |  |
| STF   | Standard Time Fill     |  |   |  |
| SVO   | Service Valve Operator |  |   |  |
| TURB  | Turbine                |  |   |  |
| U/F   | Up Flow                |  |   |  |



5730 North Glen Park Road  
Milwaukee, WI 53209  
Tel: 262.238.4400  
Fax: 262.238.4404  
[www.pentairaqua.com/pro](http://www.pentairaqua.com/pro)  
Customer Care: 800.279.9404

© 2012 Pentair Residential Filtration, LLC  
BR43347 Rev A JA12